

2019

ADD-VANTAGE 9000



SOLVING TOMORROW'S CHALLENGES TODAY.

©2019 One Eye Industries Inc. All rights reserved.

ONE EYE INDUSTRIES ADD-VANTAGE 9000 SERIES



DESCRIPTION

The ADD-Vantage 9000 includes OEI's patented magnetic filter element as well as a stainless steel cloth element. Systems are optimized for fluid viscosity, flow volume, flow rate, temperature, mobility, and mounting requirements. Depending on the application, both "inside-out" and "outside-in" flow control designs are offered.

BENEFITS

- » High holding capacity allows for extended planned maintenance periods
- » Flows 43% more fluid or lube oil than conventional filters
- » Continuous filtration in bypass
- » Installs the same as conventional filters, no retrofitting required



FLOW CONTROL

- » “Inside-out” flow control designs are recommended because the magnetic filter element is the primary filter. Its high holding capacity allows for extended operating life of the stainless steel cloth element which minimizes bypassing and extends cleaning intervals.
- » “Outside-in” flow control operates with the stainless steel cloth element as the initial filter. The magnetic filter element acts as a secondary filter that enhances the systems filtration capability. If this filter goes into bypass, the magnetic filter element ensures continuous protection.

EFFICIENCY

Magnetic Filter Element	Ferrous Contamination	Captures ferrous wear particles down to 4 μ and below with up to 95+% efficiency.
	Non-ferrous Contamination	Non-ferrous particles are magnetically captured because of cross-contamination from static charge or embedded ferrous particles.
Stainless Steel Cloth Element Absolute Rating <i>Pleated, Flat Screen, Perforated</i>	10 μ , 25 μ , 40 μ , 150 μ	BETA 200 <i>Exceeds ISO 16889 Standards</i>
Eco-Coreless Disposable Element Nominal Rating <i>Available on the Inline High-flow, High-volume</i>	> 10 μ	BETA 200
	10 μ , 25 μ	BETA 1000
Stainless steel Perforated Element	1/4", 1/8", 1/16"	

ADD-VANTAGE 9000 STANDARD SPECIFICATIONS

OPERATING PARAMETERS

Pressure/Temperature Rating	Standard Heat	< 34.4 bar (500 psi) @ < 105° C (221° F)	
	High Heat	< 34.4 bar (500 psi) @ < 204° C (400° F)	
Viscosity Rating	< 1,000 cSt		
Bypass Settings	» 0.3 bar (5 psi)	» 3 bar (45 psi)	
	» 1 bar (15 psi)	» 4.5 bar (65 psi)	

CLEANING

- » Magnetic Filter Element: Remove the contamination with a lab cloth/non-fiber cloth that absorbs the contamination. Save the cloth in a sample bag to send for analysis.
- » Stainless Steel Cloth Element: Separate the filter element from the bypass assembly and clean with a solvent, soap and water, a parts washer, or ultrasonically. Then let the element air dry.
- » Use the magnetic filter element as a predictive maintenance tool by removing contamination with a lab cloth or rubber glove and depositing it into a sample jar. Send the contamination for analysis to determine the source of equipment component wear and prevent system failure.

MATERIALS

Magnetic Filter Element	Rare-earth magnets configured in a patented radial field design	
Filter Housing, End Caps, Mounts	Standard	Carbon Steel
	Non-Corrosive	Stainless Steel
Pleated, Flat Screen, Perforated Cloth-Media Element	Stainless Steel	
Eco-Coreless Disposable Elements <i>Available on the Inline High-flow, High-volume</i>	Z-media (Synthetic)	
Seals	Standard	Buna
	High Heat	Viton
	Sub-zero	EDPM

INSTALLATION

Port Size	1/2" - 3"		
Port Type	» NPT	» CD61	» BSPP
	» ORB	» CD62	» BSPT » Flange
Mount Type	» Spin-on » Remote » Inline » In-tank		
Element Clearance	Housing length + 4"		

LIMITED WARRANTY

Magnetic Filter Element	3 years
Housing and Components	1 year

SERVICE LIFE

Magnetic Filter Element	18+ years
Stainless Steel Cloth Element	5 years

ADD-VANTAGE 9000 SERIES SPECIFICATIONS

TYPE	DESCRIPTION	PART NUMBER	PORT SIZE	HOUSING SIZE	FLOW CONTROL	FLOW RATE @ 68 CST	TEMP. RATING	MAGNETIC FILTER ELEMENT
DIRECT SPIN-ON	ADD-Vantage 9000's that spin directly onto OEM mounts.	9ADV9-#	N/A	3 5/8" OD x 7 1/2" L	Outside-in	21 gpm (75 L/min)	105° C (221° F)	1/2" OD
		9ADV9-#	N/A	4 1/4" OD x 10" L	Outside-in	45 gpm (170 L/min)	105° C (221° F)	1/2" OD
		9ADV9-#	N/A	5" OD x 9 7/8" L	Outside-in	50 gpm (189 L/min)	105° C (221° F)	3/4" OD
		9ADV9-#	N/A	5" OD x 12 5/8" L	Outside-in	60 gpm (227 L/min)	105° C (221° F)	3/4" OD
REMOTE MOUNT SPIN-ON	Mounted ADD-Vantage to meet installation requirements of all fluid applications.	9ADV9-388FL NPT2-B-HP	1/2" – 2"	5" OD x 12" L	Inside-out	60 gpm (227 L/min)	105° C (221° F)	3/4" OD
		9ADV9-388FF NPT2-B-HP	1/2" – 2"	5" OD x 24" L	Inside-out	120 gpm (454 L/min)	105° C (221° F)	3/4" OD
		9ADV9-266FL-NPT2-B-HP	1/2" – 2"	5" OD x 12" L	Outside-in	60 gpm (227 L/min)	105° C (221° F)	3/4" OD
		9ADV9-266FF-NPT2-B-HP	1/2" – 2"	5" OD x 24" L	Outside-in	120 gpm (454 L/min)	105° C (221° F)	3/4" OD
	Screenless for low viscosity fluids like grease.	9ADV9-G12	1/2" – 2"	5" OD x 12" L	N/A	5 gpm (19 L/min)	105° C (221° F)	1" OD
	Duplex mount for continuous filtration.	9ADV9-D9L	1/2" – 2"	28" D x 13" W x 18" L	Inside-out	60 gpm (227 L/min)	105° C (221° F)	3/4" OD
IN-TANK	Tank-top, case-return applications.	9ADV9-MIT-306	1/2" – 1"	5" OD x 11 1/2" L	Inside-out	21 gpm (74 L/min)	105° C (221° F)	3/4" OD
		9ADV9-MIT-512	1/2" – 2"	5" OD x 19" L	Inside-out	60 gpm (227 L/min)	105° C (221° F)	1" OD
		9ADV9-MIT-520	1/2" – 2"	5" OD x 27" L	Inside-out	120 gpm (454 L/min)	105° C (221° F)	1" OD
		9ADV9-MIT-816	1/2" – 3"	8" OD x 27" L	Inside-out	150 gpm (568 L/min)	105° C (221° F)	1 1/2" OD
INLINE	Designed for high-volume, high-flow applications like bulk fuel. This ADD-Vantage comes with an eco-coreless filter media option.	9ADV9-820	1" – 3"	8" W x 14" D x 30" L	Inside-out	150 gpm (568 L/min)	105° C (221° F)	1 1/2" OD
		9ADV9-838	1" – 3"	8" W x 17" D x 50" L	Inside-out	300 gpm (1136 L/min)	105° C (221° F)	1 1/2" OD
	Stainless Steel construction.	9ADV9-VS116	1"	4" OD x 16" L	Inside-out	5 gpm (19 L/min)	75° C (167° F)	1/2" OD
		9ADV9-VS216	1"	4" OD x 16" L	Inside-out	5 gpm (19 L/min)	75° C (167° F)	1/2" OD
		9ADV9-VS220	1"	4" OD x 26" L	Inside-out	10 gpm (38 L/min)	75° C (167° F)	1/2" OD
	Housing constructed for dispensing applications.	9ADV9-700	2"	5" OD x 16" L	Inside-out	10 gpm (227 L/min)	105° C (221° F)	3/4" OD

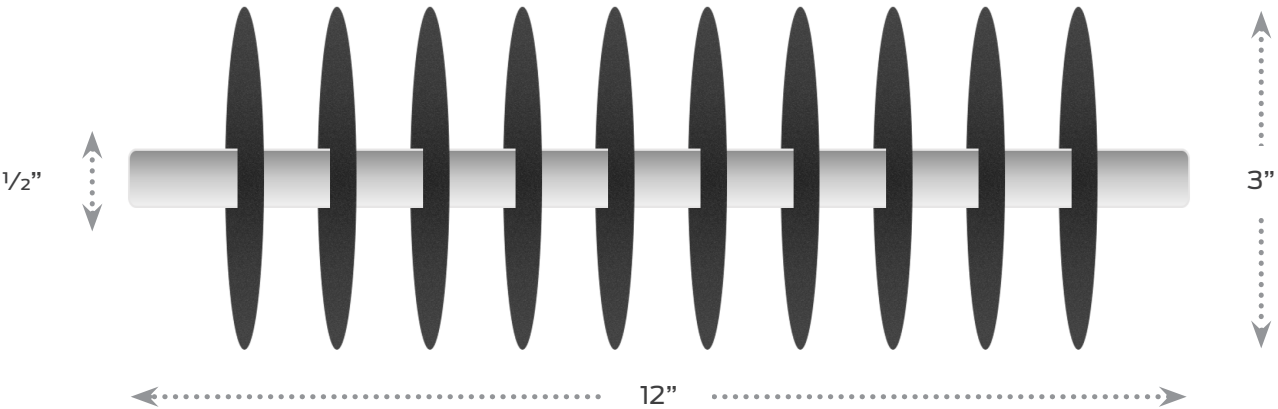


MAGNETIC FILTER ELEMENT SPECIFICATIONS

1/2" OD X 12" L

SPECIFICATIONS

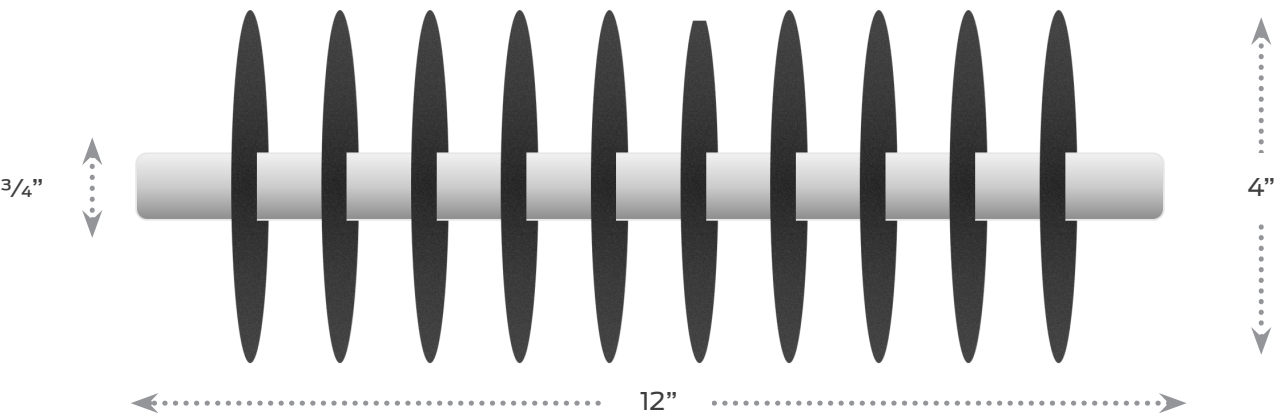
Holding Strength	57 ft-lb	Radial Magnetic Fields (12")	10
Dirt Holding Capacity	1.8 lb-lft	Radial Magnetic Field Diameter	3"
Length Options	9", 12", 24"	Magnetic Surface Area (12")	68.7 in ³



3/4" OD X 12" L

SPECIFICATIONS

Holding Strength	123 ft-lb	Radial Magnetic Fields (12")	10
Dirt Holding Capacity	3.0 lb-lft	Radial Magnetic Field Diameter	4"
Length Options	9", 12", 24", 36"	Magnetic Surface Area (12")	125.2 in ³

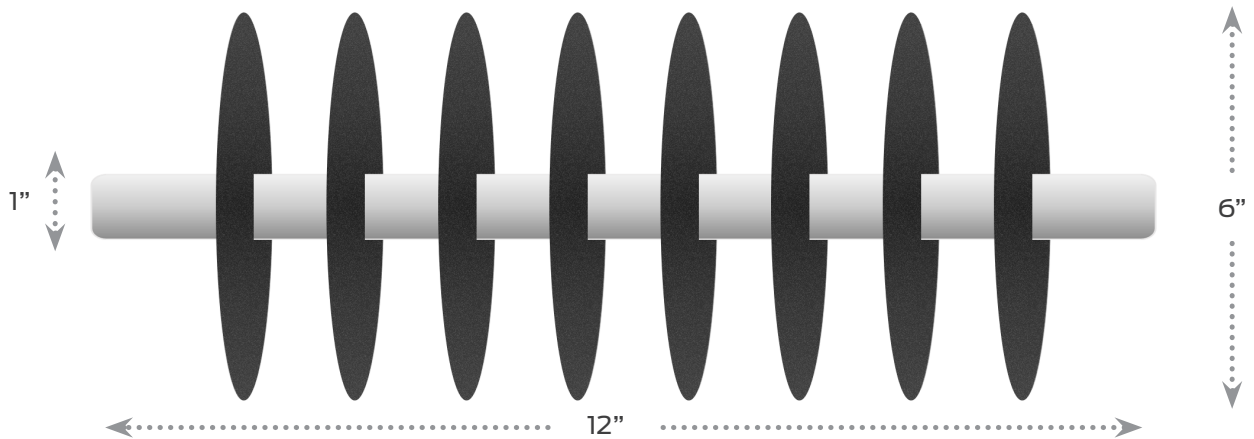


1" OD X 12" L

SPECIFICATIONS

Holding Strength	270 ft-lb
Dirt Holding Capacity	4.0 lb-lft
Length Options	9", 12", 24", 36"

Radial Magnetic Fields (12")	8
Radial Magnetic Field Diameter	6"
Magnetic Surface Area (12")	195.5 in ³

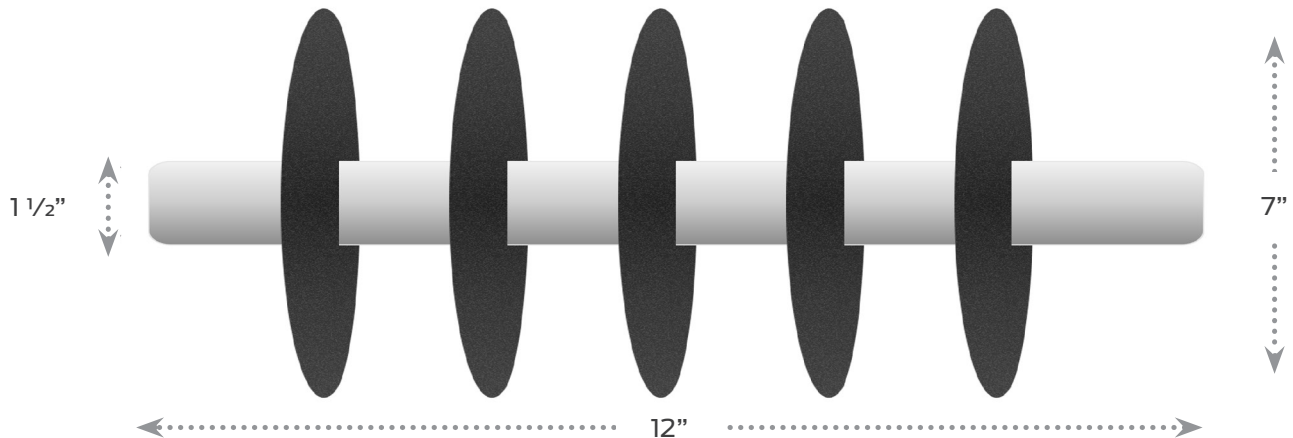


1 1/2" OD X 12" L

SPECIFICATIONS

Holding Strength	500 ft-lb
Dirt Holding Capacity	16.0 lb-lft
Length Options	9", 12", 24", 36"

Radial Magnetic Fields (12")	5
Radial Magnetic Field Diameter	7"
Magnetic Surface Area (12")	328.7 in ³



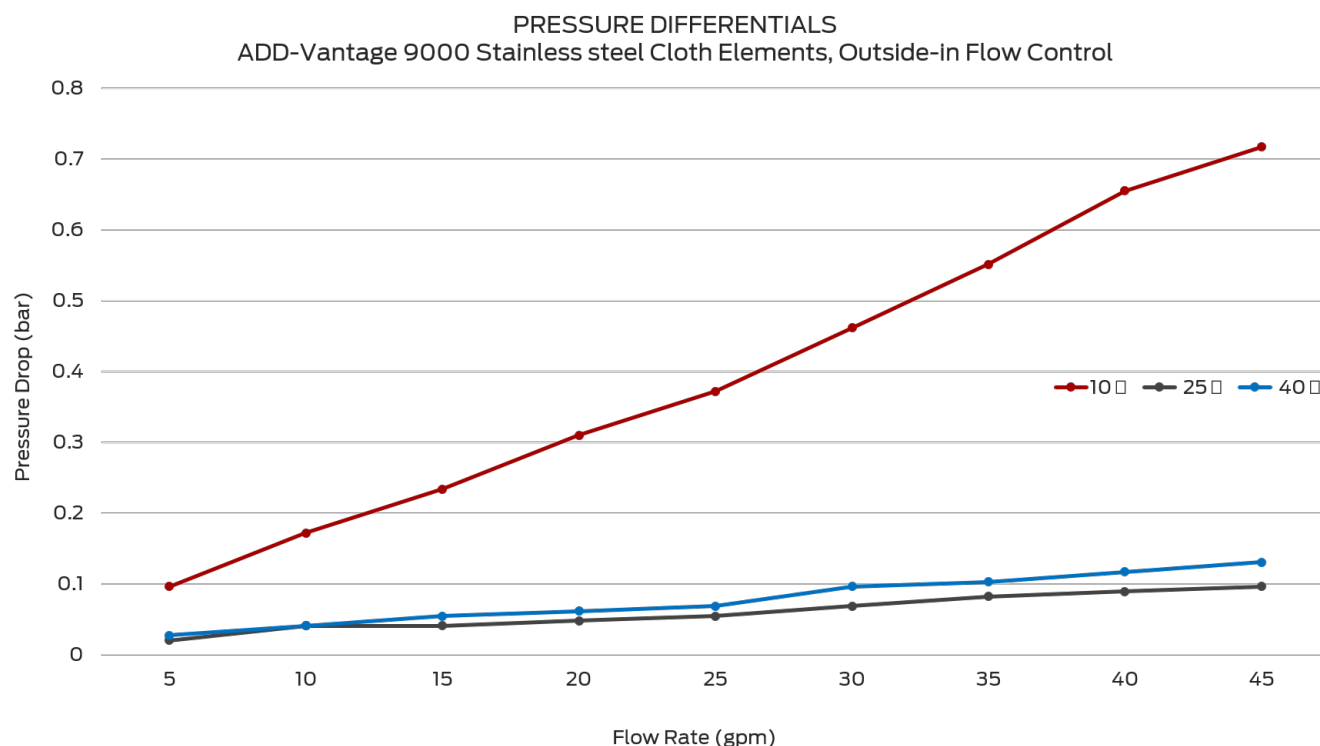
ADD-VANTAGE 9000 SERIES

STAINLESS STEEL CLOTH ELEMENT PRESSURE DIFFERENTIALS

OUTSIDE-IN FLOW CONTROL

Housing Dimensions	5" OD x 12" L
Magnetic Element	3/4" OD
Element Efficiency	BETA 200
Fluid	Hydraulic Oil ISO 32

Flow Rate	Stainless Steel Cloth Element Micron Rating		
	10 μ	25 μ	40 μ
5 gpm (18.9 L/min)	0.1 bar (1.4 psi)	0.0 bar (0.3 psi)	0.0 bar (0.4 psi)
10 gpm (37.9 L/min)	0.2 bar (2.5 psi)	0.0 bar (0.6 psi)	0.0 bar (0.6 psi)
15 gpm (56.8 L/min)	0.2 bar (3.4 psi)	0.0 bar (0.6 psi)	0.1 bar (0.8 psi)
20 gpm (79.7 L/min)	0.3 bar (4.5 psi)	0.0 bar (0.7 psi)	0.1 bar (0.9 psi)
25 gpm (94.6 L/min)	0.4 bar (5.4 psi)	0.1 bar (0.8 psi)	0.1 bar (1 psi)
30 gpm (113.6 L/min)	0.5 bar (6.7 psi)	0.1 bar (1 psi)	0.1 bar (1.4 psi)
35 gpm (132.5 L/min)	0.6 bar (8 psi)	0.1 bar (1.2 psi)	0.1 bar (1.5 psi)
40 gpm (151.4 L/min)	0.7 bar (9.5 psi)	0.1 bar (1.3 psi)	0.1 bar (1.7 psi)
45 gpm (170.3 L/min)	0.7 bar (10.4 psi)	0.1 bar (1.4 psi)	0.1 bar (1.9 psi)

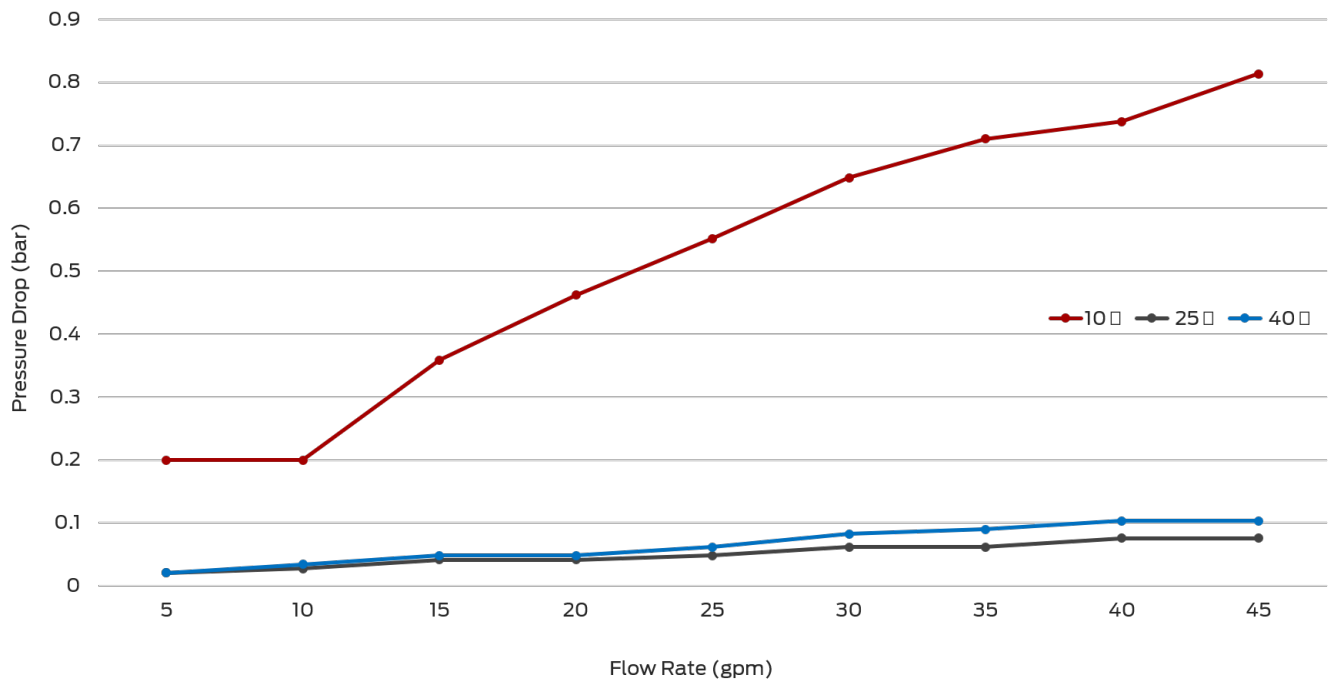


INSIDE-OUT FLOW CONTROL

Housing Dimensions	5" OD x 12" L
Magnetic Element	3/4" OD
Element Efficiency	BETA 200
Fluid	Hydraulic Oil ISO 32

Flow Rate	Stainless Steel Cloth Element Micron Rating		
	10 µ	25 µ	40 µ
5 gpm (18.9 L/min)	0.2 bar (2.9 psi)	0.0 bar (0.3 psi)	0.0 bar (0.3 psi)
10 gpm (37.9 L/min)	0.3 bar (3.8 psi)	0.0 bar (0.4 psi)	0.0 bar (0.5 psi)
15 gpm (56.8 L/min)	0.4 bar (5.2 psi)	0.0 bar (0.6 psi)	0.0 bar (0.7 psi)
20 gpm (79.7 L/min)	0.5 bar (6.7 psi)	0.0 bar (0.6 psi)	0.0 bar (0.7 psi)
25 gpm (94.6 L/min)	0.6 bar (8 psi)	0.0 bar (0.7 psi)	0.1 bar (0.9 psi)
30 gpm (113.6 L/min)	0.7 bar (9.4 psi)	0.1 bar (0.9 psi)	0.1 bar (1.2 psi)
35 gpm (132.5 L/min)	0.7 bar (10.3 psi)	0.1 bar (0.9 psi)	0.1 bar (1.3 psi)
40 gpm (151.4 L/min)	0.7 bar (10.7 psi)	0.1 bar (1.1 psi)	0.1 bar (1.5 psi)
45 gpm (170.3 L/min)	0.8 bar (11.8 psi)	0.1 bar (1.1 psi)	0.1 bar (1.5 psi)

PRESSURE DIFFERENTIALS
ADD-Vantage 9000 Stainless Steel Cloth Elements, Inside-out Flow Control



ADD-VANTAGE 9000

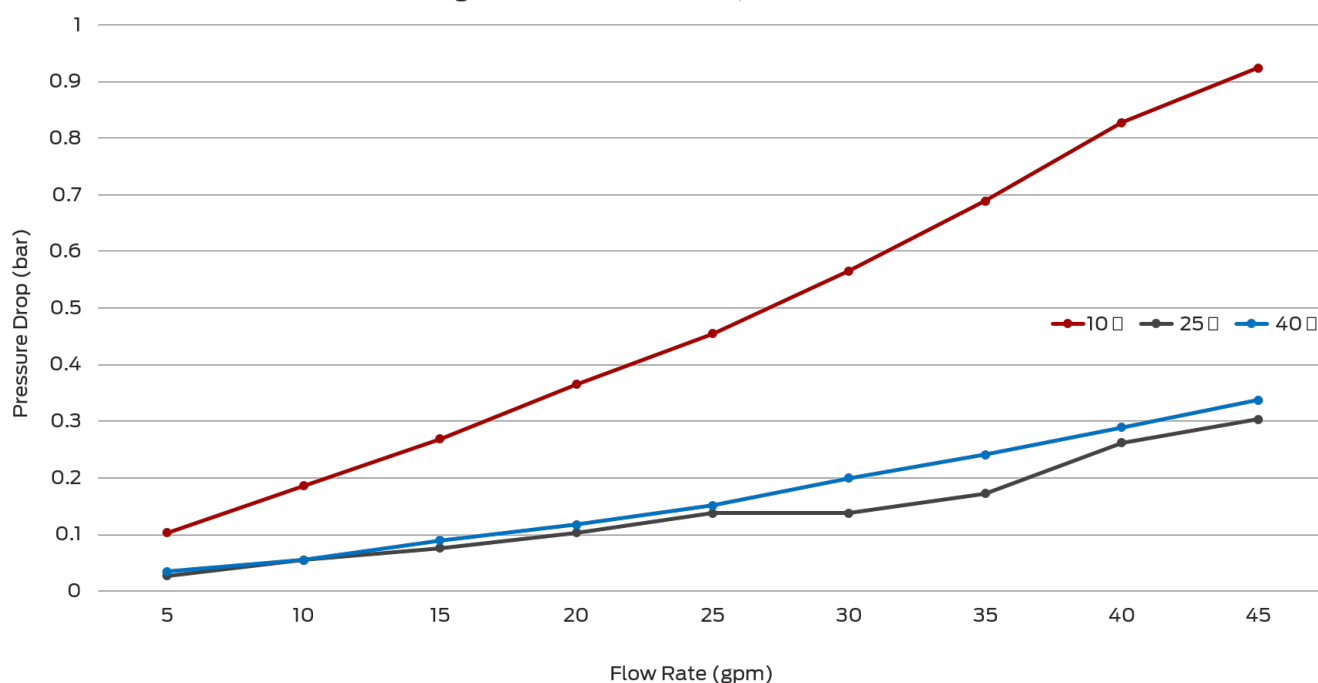
REMOTE MOUNT PERFORMANCE DATA

OUTSIDE-IN FLOW CONTROL

Housing Dimensions	5" OD x 12" L
Magnetic Element	3/4" OD
Element Efficiency	BETA 200
Fluid	Hydraulic Oil ISO 32

Flow Rate	Stainless Steel Cloth Element Micron Rating		
	10 µ	25 µ	40 µ
5 gpm (18.9 L/min)	0.1 bar (1.5 psi)	0.0 bar (0.4 psi)	0.0 bar (0.5 psi)
10 gpm (37.9 L/min)	0.2 bar (2.7 psi)	0.1 bar (0.8 psi)	0.1 bar (0.8 psi)
15 gpm (56.8 L/min)	0.3 bar (3.9 psi)	0.1 bar (1.1 psi)	0.1 bar (1.3 psi)
20 gpm (79.7 L/min)	0.4 bar (5.3 psi)	0.1 bar (1.5 psi)	0.1 bar (1.7 psi)
25 gpm (94.6 L/min)	0.5 bar (6.6 psi)	0.1 bar (2 psi)	0.2 bar (2.2 psi)
30 gpm (113.6 L/min)	0.6 bar (8.2 psi)	0.2 bar (2.5 psi)	0.2 bar (2.9 psi)
35 gpm (132.5 L/min)	0.7 bar (10 psi)	0.2 bar (3.2 psi)	0.2 bar (3.5 psi)
40 gpm (151.4 L/min)	0.8 bar (12 psi)	0.3 bar (3.8 psi)	0.3 bar (4.2 psi)
45 gpm (170.3 L/min)	0.9 bar (13.4 psi)	0.3 bar (4.4 psi)	0.3 bar (4.9 psi)

PRESSURE DIFFERENTIALS
ADD-Vantage 9000 Remote Mount, Outside-In Flow Control

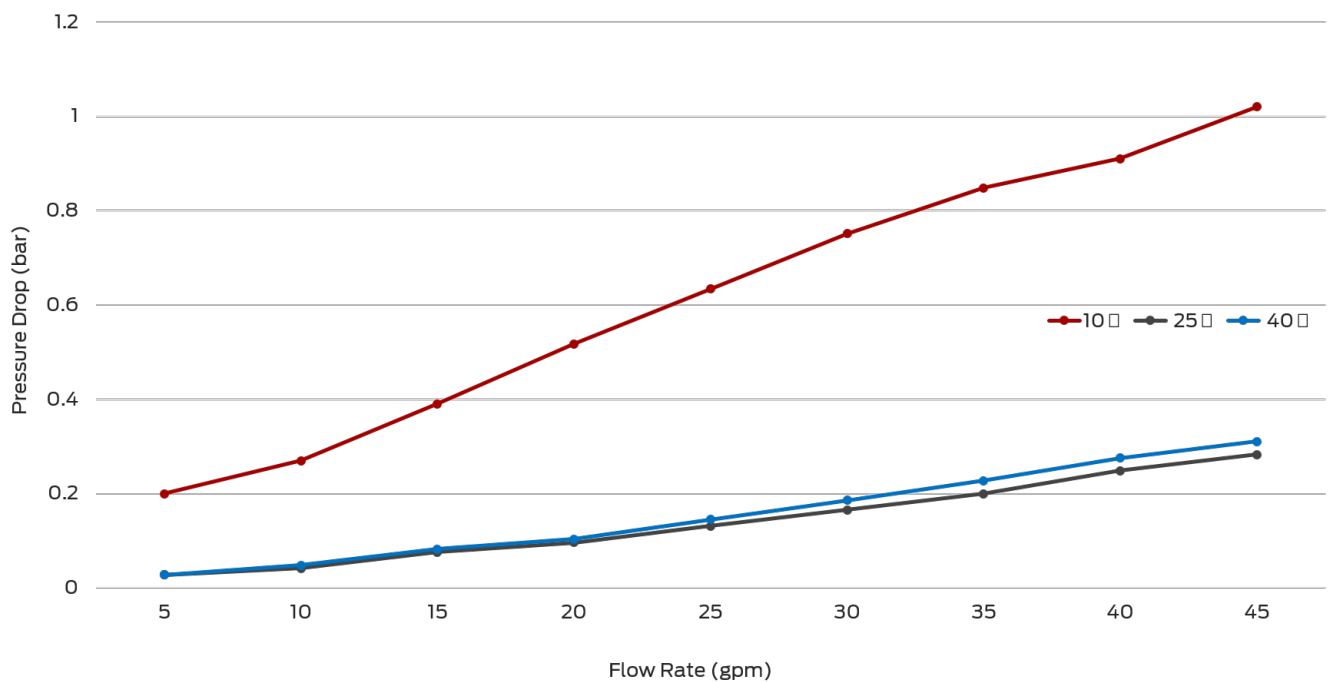


INSIDE-OUT FLOW CONTROL

Housing Dimensions	5" OD x 12" L
Magnetic Element	3/4" OD
Element Efficiency	BETA 200
Fluid	Hydraulic Oil ISO 32

Flow Rate	Stainless Steel Cloth Element Micron Rating		
	10 µ	25 µ	40 µ
5 gpm (18.9 L/min)	0.2 bar (3 psi)	0.0 bar (0.4 psi)	0.0 bar (0.4 psi)
10 gpm (37.9 L/min)	0.3 bar (4 psi)	0.0 bar (0.6 psi)	0.0 bar (0.7 psi)
15 gpm (56.8 L/min)	0.4 bar (5.7 psi)	0.1 bar (1.1 psi)	0.1 bar (1.2 psi)
20 gpm (79.7 L/min)	0.5 bar (7.5 psi)	0.1 bar (1.4 psi)	0.1 bar (1.5 psi)
25 gpm (94.6 L/min)	0.6 bar (9.2 psi)	0.1 bar (1.9 psi)	0.1 bar (2.1 psi)
30 gpm (113.6 L/min)	0.8 bar (10.9 psi)	0.2 bar (2.4 psi)	0.2 bar (2.7 psi)
35 gpm (132.5 L/min)	0.9 bar (12.3 psi)	0.2 bar (2.9 psi)	0.2 bar (3.3 psi)
40 gpm (151.4 L/min)	0.9 bar (13.2 psi)	0.3 bar (3.6 psi)	0.3 bar (4 psi)
45 gpm (170.3 L/min)	1.0 bar (14.8 psi)	0.3 bar (4.1 psi)	0.2 bar (4.5 psi)

PRESSURE DIFFERENTIALS
ADD-Vantage 9000 Remote Mount, Inside-out Flow Control



ADD-VANTAGE 9000-VS SERIES: STAINLESS STEEL

DESCRIPTION

The ADD-Vantage 9000 includes OEI's patented magnetic filter element as well as a stainless steel cloth element. Systems are optimized for fluid viscosity, flow volume, flow rate, temperature, mobility, and mounting requirements. This specialty ADD-Vantage 9000 design is CRN certified.

Flow Control

This ADD-Vantage 9000 is designed with "Inside-out" flow control designs with the magnetic filter element as the primary filter. Its high holding capacity allows for extended operating life of the stainless steel cloth element which minimizes bypassing and extends cleaning intervals.

BENEFITS

- » High holding capacity allows for extended planned maintenance periods
- » Flows 43% more fluid or lube oil than conventional filters
- » Installs the same as conventional filters, no retrofitting required

WATER

GLYCOL

COOLANT

CHEMICALS



EFFICIENCY

Magnetic Filter Element	Ferrous Contamination	Captures ferrous wear particles down to 4 μ and below with up to 95+% efficiency.
	Non-ferrous Contamination	Non-ferrous particles are magnetically captured because of cross-contamination from static charge or embedded ferrous particles.
Stainless Steel Cloth Element Absolute Rating <i>Flat Screen, Perforated</i>	10 μ , 25 μ , 40 μ , 150 μ	BETA 200

OPERATING PARAMETERS

Part Number	Port Size	Housing Size	Flow Control	Flow Rate @ 68 cSt	Pressure Rating	Temp. rating	Magnetic filter element
9ADV9-VS216	1"	4" OD x 16" L	Inside-out	5 gpm (19 L/min)	< 7 bar (101 psi)	75° C (167° F)	1/2" OD
9ADV9-VS220	1"	4" OD x 26" L	Inside-out	10 gpm (38 L/min)	< 7 bar (102 psi)	75° C (167° F)	1/2" OD

CLEANING

- » Magnetic Filter Element: Remove the contamination with a lab cloth/non-fiber cloth that absorbs the contamination. Save the cloth in a sample bag to send for analysis.
- » Stainless Steel Cloth Element: Separate the filter element and clean with a solvent, soap and water, a parts washer, or ultrasonically. Then let the element air dry.
- » Use the magnetic filter element as a predictive maintenance tool by removing contamination with a lab cloth or rubber glove and depositing it into a sample jar. Send the contamination for analysis to determine the source of equipment component wear and prevent system failure.

MATERIALS

Magnetic Filter Element	Rare-earth magnets configured in a patented radial field design
Housing	Stainless Steel
Flat Screen, Perforated Cloth-Media Element	Stainless Steel
Seals	Buna

INSTALLATION

Port Type	NPT	Mount Type	Inline
		Element Clearance	Housing length + 4"

LIMITED WARRANTY

Magnetic Filter Element	3 years
Housing and Components	1 year

SERVICE LIFE

Magnetic Filter Element	18+ years
Stainless Steel Cloth Element	5 years



ADD-VANTAGE 9000-800 HIGH FLOW

DESCRIPTION

The ADD-Vantage 9000 includes OEI's patented magnetic filter element as well as a stainless steel cloth element. Systems are optimized for fluid viscosity, flow volume, flow rate, temperature, mobility, and mounting requirements. This specialty ADD-Vantage 9000 design is intended high flow, high volume, light viscosity fluids and oils.

Flow Control

This ADD-Vantage 9000 is designed with "Inside-out" flow control designs with the magnetic filter element as the primary filter. Its high holding capacity allows for extended operating life of the stainless steel cloth element which minimizes bypassing and extends cleaning intervals.

BENEFITS

- » High holding capacity allows for extended planned maintenance periods
- » Flows 43% more fluid or lube oil than conventional filters
- » Continuous filtration in bypass
- » Installs the same as conventional filters, no retrofitting required

BULK FUEL

LUBE OIL

HYDRAULIC FLUID

CHEMICALS

CLEANING

- » Magnetic Filter Element: Remove the contamination with a lab cloth/non-fiber cloth that absorbs the contamination. Save the cloth in a sample bag to send for analysis.
- » Stainless Steel Cloth Element: Separate the filter element from the bypass assembly and clean with a solvent, soap and water, a parts washer, or ultrasonically. Then let the element air dry.
- » Use the magnetic filter element as a predictive maintenance tool by removing contamination with a lab cloth or rubber glove and depositing it into a sample jar. Send the contamination for analysis to determine the source of equipment component wear and prevent system failure.



EFFICIENCY

Magnetic Filter Element	Ferrous Contamination	Captures ferrous wear particles down to 4 μ and below with up to 95+% efficiency.
	Non-ferrous Contamination	Non-ferrous particles are magnetically captured because of cross-contamination from static charge or embedded ferrous particles.
Stainless Steel Cloth Element Absolute Rating <i>Pleated, Flat Screen, Perforated</i>	10 μ , 25 μ , 40 μ , 150 μ	BETA 200 <i>Exceeds ISO 16889 Standards</i>
Eco-Coreless Disposable Element Nominal Rating <i>Available on the Inline High-flow, High-volume</i>	> 10 μ	BETA 200
	10 μ , 25 μ	BETA 1000
Stainless steel Perforated Element	1/4", 1/8", 1/16"	

OPERATING PARAMETERS

Part Number	Port Size	Housing Size	Flow Control	Flow Rate @ 68 cSt	Pressure Rating	Temp. rating	Magnetic filter element
9ADV9-820	1" - 3"	8" W x 14" D x 30" H	Inside-out	150 gpm (568 L/min)	< 34.4 bar (500 psi)	105° C (221° F)	1 1/2" OD
9ADV9-838	1" - 3"	8" W x 17" D x 50" H	Inside-out	300 gpm (1136 L/min)	< 34.4 bar (500 psi)	105° C (221° F)	1 1/2" OD

MATERIALS

Magnetic Filter Element	Rare-earth magnets configured in a patented radial field design	
Filter Housing, End Caps, Mounts	Standard	Carbon Steel
	Non-Corrosive	Stainless Steel
Pleated, Flat Screen, Perforated Cloth-Media Element	Stainless Steel	
Eco-Coreless Disposable Elements <i>Available on the Inline High-flow, High-volume</i>	Z-media (Synthetic)	
Seals	Standard	Buna
	High Heat	Viton
	Sub-zero	EDPM

INSTALLATION

Port Type	» NPT	» CD61	» BSPP
	» ORB	» CD62	» BSPT » Flange
Mount Type	» Inline		
Element Clearance	Housing length + 4"		

LIMITED WARRANTY

Magnetic Filter Element	3 years
Housing and Components	1 year

SERVICE LIFE

Magnetic Filter Element	18+ years
Stainless Steel Cloth Element	5 years



ADD-VANTAGE 9000-HP: HIGH PRESSURE

DESCRIPTION

The ADD-Vantage 9000 includes OEI's patented magnetic filter element as well as a stainless steel cloth element. Systems are optimized for fluid viscosity, flow volume, flow rate, temperature, mobility, and mounting requirements. This specialty ADD-Vantage 9000 design is rated and engineer stamped to 500 psi.

FLOW CONTROL

- » "Inside-out" flow control designs are recommended because the magnetic filter element is the primary filter. Its high holding capacity allows for extended operating life of the stainless steel cloth element which minimizes bypassing and extends cleaning intervals.
- » "Outside-in" flow control operates with the stainless steel cloth element as the initial filter. The magnetic filter element acts as a secondary filter that enhances the systems filtration capability. If this filter goes into bypass, the magnetic filter element ensures continuous protection.

BENEFITS

- » High holding capacity allows for extended planned maintenance periods
- » Flows 43% more fluid or lube oil than conventional filters
- » Continuous filtration in bypass
- » Installs the same as conventional filters, no retrofitting required

FUEL

LUBE OIL

HYDRAULIC FLUID

COOLANT

CLEANING

- » Magnetic Filter Element: Remove the contamination with a lab cloth/non-fiber cloth that absorbs the contamination. Save the cloth in a sample bag to send for analysis.
- » Stainless Steel Cloth Element: Separate the filter element from the bypass assembly and clean with a solvent, soap and water, a parts washer, or ultrasonically. Then let the element air dry.
- » Use the magnetic filter element as a predictive maintenance tool by removing contamination with a lab cloth or rubber glove and depositing it into a sample jar. Send the contamination for analysis to determine the source of equipment component wear and prevent system failure.



EFFICIENCY

Magnetic Filter Element	Ferrous Contamination	Captures ferrous wear particles down to 4 μ and below with up to 95+% efficiency.
	Non-ferrous Contamination	Non-ferrous particles are magnetically captured because of cross-contamination from static charge or embedded ferrous particles.
Stainless Steel Cloth Element Absolute Rating <i>Pleated, Flat Screen, Perforated</i>	10 μ , 25 μ , 40 μ , 150 μ	BETA 200 <i>Exceeds ISO 16889 Standards</i>
Eco-Coreless Disposable Element Nominal Rating	> 10 μ	BETA 200
	10 μ , 25 μ	BETA 1000
Stainless steel Perforated Element	1/4", 1/8", 1/16"	

OPERATING PARAMETERS

Part Number	Port Size	Housing Size	Flow Control	Flow Rate @ 68 cSt	Pressure Rating	Temp. rating	Magnetic filter element
9ADV9-266FL-NPT2-B-HP	1/2" – 2"	5" OD x 12" L	Outside-in	60 gpm (227 L/min)	< 34.4 bar (500 psi)	105° C (221° F)	3/4" OD
9ADV9-266FF-NPT2-B-HP	1/2" – 2"	5" OD x 24" L	Outside-in	120 gpm (454 L/min)	< 34.4 bar (500 psi)	105° C (221° F)	3/4" OD
9ADV9-388FL-NPT2-B-HP	1/2" – 2"	5" OD x 12" L	Inside-out	60 gpm (227 L/min)	< 34.4 bar (500 psi)	105° C (221° F)	3/4" OD
9ADV9-388FF-NPT2-B-HP	1/2" – 2"	5" OD x 24" L	Inside-out	120 gpm (454 L/min)	< 34.4 bar (500 psi)	105° C (221° F)	3/4" OD

MATERIALS

Magnetic Filter Element	Rare-earth magnets configured in a patented radial field design	
Filter Housing, End Caps, Mounts	Standard	Carbon Steel
	Non-Corrosive	Stainless Steel
Pleated, Flat Screen, Perforated, Cloth-Media Element	Stainless Steel	
Eco-Coreless Disposable Elements	Z-media (Synthetic)	
Seals	Standard	Buna
	High Heat	Viton
	Sub-zero	EDPM

INSTALLATION

Port Type	» NPT	» CD61	» BSPP
	» ORB	» CD62	» BSPT
			» Flange
Mount Type	Inline		
Element Clearance	Housing length + 4"		

LIMITED WARRANTY

Magnetic Filter Element	3 years
Housing and Components	1 year

SERVICE LIFE

Magnetic Filter Element	18+ years
Stainless Steel Cloth Element	5 years



ULTRASONIC ENVIRO-WASH 9000

The OEI Ultrasonic Enviro-Wash 9000 is an integrated unit designed to remove contaminant particulates from stainless steel cloth elements. The system operates with OEI's biodegradable cleaning solution to remove carbon, soot, graphite, oils, solvent-based products, grease, soils, and protein deposits.

The system has two cleaning components: the bio-cleaning soak and spray cycle for standard cleanings, and the ultrasonic tank for heavy-duty cleanings.

OPERATING

Cleaning System	Bio-cleaning Solution Required for Fill
Bio-cleaning Soak and Spray	25 gal
Ultrasonic Tank	10 gal



Standard Cleaning

Every cleaning cycle:

- » 30-minute cycle in the bio-cleaning soak and spray.

Every three cycles:

- » 10 minutes in the ultrasonic tank followed by the 30-minute bio-cleaning soak and spray.

Heavy-Duty Cleaning

Recommended for cleaning of heavy-duty substances like varnish.

- » 30-minute cleaning in the bio-cleaner soak and spray.
- » 10 minutes in the ultrasonic tank.

CAPACITY

Cleaning System	Stainless Steel Cloth Element Length	Quantity	Installation
Bio-cleaning Soak and Spray (7 tubes)	9 1/2"	14	Vertical
	19"	7	Vertical
Ultrasonic Tank	9 1/2"	8	Vertical



FEATURES

- » 5" OD soak / dry tubes
- » Liquid spray hose
- » Ultrasonic generator
- » Ultrasonic tank
- » Washing reservoir
- » Power outlet
- » Clean element bags
- » Level indicator
- » Air spray gun & nozzles
- » Tube spray caps
- » 5" tube storage
- » Wheels



SOLVING TOMORROW'S CHALLENGES, TODAY.

OneEyeIndustries.com

4344 12 Street SE

Calgary, AB T2G 3H9

Canada

403.242.4221

Quotes@OneEyeIndustries.com