




# SKF Xtra Power Belts

V-belts designed for maximum performance





# SKF Xtra Power Belts

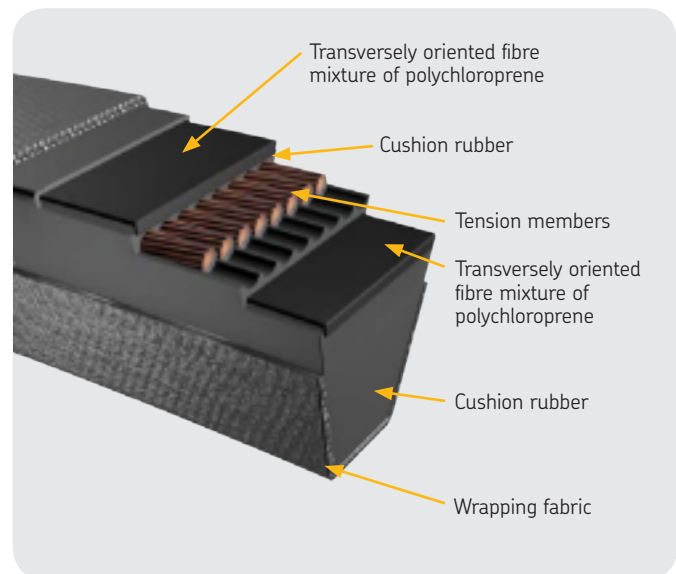
SKF Xtra Power Belts have been designed to deliver up to 40% more power than standard wrapped belts. In addition, these belts will extend the service life of your application, thus reducing costs. When replacing existing belts with SKF Xtra Power Belts, you can potentially increase your service life by up to 40%. Increased service life = less downtime = less maintenance = **less cost**.

## Advantages

- Homogeneous, coordinated integration of the belt, flank and the pulley groove
- Reduced pulley groove wear due to optimized cover fabric
- Up to 97% drive efficiency
- Oil and heat resistant, antistatic cover
- One-shot tensioning, no need to retension the belts after the initial run-in period
- Improved smooth running behaviour and low vibration levels
- Good resistance to shock loads

## Available profiles

SPZ, SPA, SPB, SPC ISO wedge standard 3V, 5V, 8V RMA standard narrow wedge.



## Construction details

Tension members for SKF Xtra Power Belts are made of polyester, to accommodate heavy tension loads with minimal elongation. A fibre filled compound that encases the tension cords enables the belts to accommodate higher dynamic loads without compromising flexibility. The cover fabric provides excellent wear and abrasion resistance while providing excellent bending strength.

# Contents

<b>Selection guide for SKF Xtra Power Belts</b> . . . . .	<b>6</b>
Selection procedure and formulae . . . . .	6
Service factors . . . . .	7
Belt cross section . . . . .	8
Correction factors . . . . .	9
<b>Power ratings</b> . . . . .	<b>10</b>
Section SPZ-XP . . . . .	10
Section SPA-XP . . . . .	11
Section SPB-XP . . . . .	12
Section SPC-XP . . . . .	13
Section 3V-XP . . . . .	14
Section 5V-XP . . . . .	15
Section 8V-XP . . . . .	16
<b>Product tables</b> . . . . .	<b>17</b>
SKF Xtra Power wrapped wedge belts . . . . .	17
SKF Xtra Power wrapped narrow wedge belts . . . . .	19
<b>Design optimization</b> . . . . .	<b>20</b>
Belt drive calculation program . . . . .	20
Product solutions for belt drives . . . . .	21
<b>Belt tools</b> . . . . .	<b>22</b>
SKF Belt Frequency Meter . . . . .	22
SKF Belt Alignment Tool . . . . .	23
SKF Belt Tension System . . . . .	23

# SKF – the knowledge engineering company

From one simple but inspired solution to a misalignment problem in a textile mill in Sweden, and fifteen employees in 1907, SKF has grown to become a global industrial knowledge leader.



Over the years, we have built on our expertise in bearings, extending it to seals, mechatronics, services and lubrication systems. Our knowledge network includes 46 000 employees, 15 000 distributor partners, offices in more than 130 countries, and a growing number of SKF Solution Factory sites around the world.

## Research and development

We have hands-on experience in over forty industries based on our employees' knowledge of real life conditions. In addition, our world-leading experts and university partners pioneer advanced theoretical research and development in areas including tribology, condition monitoring, asset management and bearing life theory. Our ongoing commitment to research and development helps us keep our customers at the forefront of their industries.

## Meeting the toughest challenges

Our network of knowledge and experience, along with our understanding of how our core technologies can be combined, helps us create innovative solutions that meet the toughest of challenges. We work closely with our customers throughout the asset life cycle, helping them to profitably and responsibly grow their businesses.

## Working for a sustainable future

Since 2005, SKF has worked to reduce the negative environmental impact from our operations and those of our suppliers. Our continuing technology development resulted in the introduction of the SKF BeyondZero portfolio of products and services which improve efficiency and reduce energy losses, as well as enable new technologies harnessing wind, solar and ocean power. This combined approach helps reduce the environmental impact both in our operations and our customers' operations.



*SKF Solution Factory makes SKF knowledge and manufacturing expertise available locally to provide unique solutions and services to our customers.*

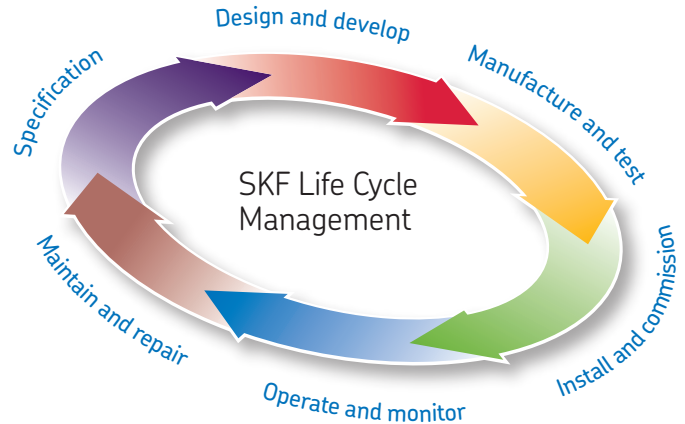


*Working with SKF IT and logistics systems and application experts, SKF Authorized Distributors deliver a valuable mix of product and application knowledge to customers worldwide.*



## Our knowledge – your success

**SKF Life Cycle Management is how we combine our technology platforms and advanced services, and apply them at each stage of the asset life cycle, to help our customers to be more successful, sustainable and profitable.**



### Working closely with you

Our objective is to help our customers improve productivity, minimize maintenance, achieve higher energy and resource efficiency, and optimize designs for long service life and reliability.



### Bearings

SKF is the world leader in the design, development and manufacture of high performance rolling bearings, plain bearings, bearing units and housings.

### Innovative solutions

Whether the application is linear or rotary or a combination, SKF engineers can work with you at each stage of the asset life cycle to improve machine performance by looking at the entire application. This approach doesn't just focus on individual components like bearings or seals. It looks at the whole application to see how each component interacts with each other.



### Machinery maintenance

Condition monitoring technologies and maintenance services from SKF can help minimize unplanned downtime, improve operational efficiency and reduce maintenance costs.

### Design optimization and verification

SKF can work with you to optimize current or new designs with proprietary 3-D modelling software that can also be used as a virtual test rig to confirm the integrity of the design.



### Sealing solutions

SKF offers standard seals and custom engineered sealing solutions to increase uptime, improve machine reliability, reduce friction and power losses, and extend lubricant life.



### Mechatronics

SKF fly-by-wire systems for aircraft and drive-by-wire systems for off-road, agricultural and forklift applications replace heavy, grease or oil consuming mechanical and hydraulic systems.



### Lubrication solutions

From specialized lubricants to state-of-the-art lubrication systems and lubrication management services, lubrication solutions from SKF can help to reduce lubrication related downtime and lubricant consumption.



### Actuation and motion control

With a wide assortment of products – from actuators and ball screws to profile rail guides – SKF can work with you to solve your most pressing linear system challenges.

# Selection guide for SKF Xtra Power Belts

## Selection procedure and formulae

Example:

**Driver:** Electrical motor 45 kW,  
1 450 r/min, direct online start.

**Driven:** Fan, 550 r/min

**Service:** 8–10 h/day

Approximate center distance is 900 mm

### 1 Service factor ( $C_2$ )

Service factors describe the severity of drive conditions. Refer to **tables 2 and 3** on **page 5**.

Example: Medium duty class,  
heavy start

$C_2 = 1,2$

Note:

For speed increasing drives use correction factors in **table 1** on **page 5**.

### 2 Design power ( $P_d$ )

Multiply drive power and service factor  $C_2$  to get the design power.

$$P_d = P C_2$$

Where:

$P_d$  = design power [kW]

$P$  = motor rated power or power absorbed by the load [kW]

$C_2$  = service factor

Example:

$$P_d = 45 \times 1,2 = 54 \text{ kW}$$

### 3 Belt cross section

Refer to **diagrams 1 and 2** on **page 6** for the appropriate belt cross section based on speed and design power.

Example:

Selected cross section SPB-XP

### 4 Required speed ratio ( $i_r$ )

Divide speed of faster shaft by speed of slower shaft to get the required pulley speed ratio.

$$i_r = \frac{\text{r/min (faster shaft)}}{\text{r/min (slower shaft)}}$$

Example:

$$i_r = \frac{1\,450}{550} = 2,6$$

### 5 Belt Length determination ( $L_d$ )

(a) To calculate belt length

Calculate theoretical belt length allowed by the pulley size selected and the allowable minimum and maximum center distances (CCp) offered by the application.

$$L_d = 2 \times \text{CCp} + 1,57 \times (D + d) + \frac{(D - d)^2}{4 \times \text{CCp}}$$

Where:

$L_d$  = belt length (mm)

CCp = preliminary center distance between pulleys (mm)

$D$  = large pulley diameter (mm)

$d$  = small pulley diameter (mm)

(b) To calculate actual centres

Calculate actual center distance based on selected belt length.

$$\text{CC} = \frac{a + \sqrt{a^2 - 8(D - d)^2}}{8}$$

Where:

$a = 2(L_d) - 3,14(D - d)$

$L_d$  = selected belt length

$D$  = large pulley diameter

$d$  = small pulley diameter

Example:

Speed ratio = 2,63

Pulley  $D$  = 500 mm

Pulley  $d$  = 190 mm

CC distance = 945 mm

Belt length = 3 000 mm

### 6 Belt basic power rating ( $P_b$ )

Refer to power rating tables for selected belts on **pages 8 to 14** to get the power rating values. The total belt basic power rating consists of basic power rating + power rating based on speed ratio.

Example:

$$P_b = 13,50 + 1,21 = 14,7 \text{ kW}$$

### 7 Belt power rating ( $P_r$ )

Multiply belt basic power rating with  $C_1$  and  $C_3$  to get actual belt power rating. Refer to **tables 4 and 5** on **page 7**.

$$P_r = P_b C_3 C_1$$

Example:

$$P_r = 14,7 \times 0,95 \times 0,98 = 13,68$$

### 8 Number of belts ( $N$ )

Divide drive power (design power) by power rating of selected belt to get the required number of belts.

$$N = \frac{P_d}{P_r}$$

Round up to first integer.

Example:

$$N = \frac{54}{13,68} = 3,95 \rightarrow 4$$

4 PHG SPB3000XP belts are needed.

The resulting power that the belts in the above example would give is 54,7 kW which will provide an actual service factor of 1,22.

# Service factors

Table 1

Types of prime mover
For speed increasing drives of
Speed ratio 1,00–1,24 multiply service factor by 1,00
Speed ratio 1,25–1,74 multiply service factor by 1,05
Speed ratio 1,75–2,49 multiply service factor by 1,11
Speed ratio 2,50–3,49 multiply service factor by 1,18
Speed ratio 3,50 and over multiply service factor by 1,25

Table 2

Speed increase ratio	
Soft starts Electric motors	Heavy starts Electric motors
AC-Star delta start	AC-Direct-online start
DC-Shunt wound	DC-Series & compound wound
Internal combustion engines with 4 or more cylinders	Internal combustion engines with less than 4 cylinders
Prime movers fitted with centrifugal clutches, dry or fluid couplings or electronic soft start devices	Prime movers not fitted with soft start devices

Table 3

Types of driven machine	Soft starts			Heavy starts		
	Duty time h/day			Duty time h/day		
	10 and under	Over 10 to 16	Over 16	10 and under	Over 10 to 16	Over 16
"Class 1 Light duty" Blowers, exhausters and fans (up to 7,5 kW), centrifugal compressors and pumps. Belt conveyors (uniformly loaded).	1,0	1,1	1,2	1,1	1,2	1,3
"Class 2 Medium duty" Agitators (uniform density), blowers, exhausters and fans (over 7,5 kW). Rotary compressors and pumps (other than centrifugal). Belt conveyors (not uniformly loaded), generators and exciters, laundry machinery, lineshafts, machine tools, printing machinery, sawmill and woodworking machinery, screens (rotary).	1,1	1,2	1,3	1,2	1,3	1,4
"Class 3 Heavy duty" Agitators and mixers (variable density), brick machinery, bucket elevators, compressors and pumps (reciprocating), conveyors (heavy duty). Hoists, mills (hammer), pulverisers, punches, presses, shears, quarry plant, rubber machinery, screens (vibrating), textile machinery.	1,2	1,3	1,4	1,4	1,5	1,6
"Class 4 Extra heavy duty" Crushers (gyratory-jaw roll), mills (ball-rod-tube).	1,3	1,4	1,5	1,5	1,6	1,8

# Belt cross section

Diagram 1

## SKF Xtra Power wrapped wedge belts

Speed of small pulley [r/min]

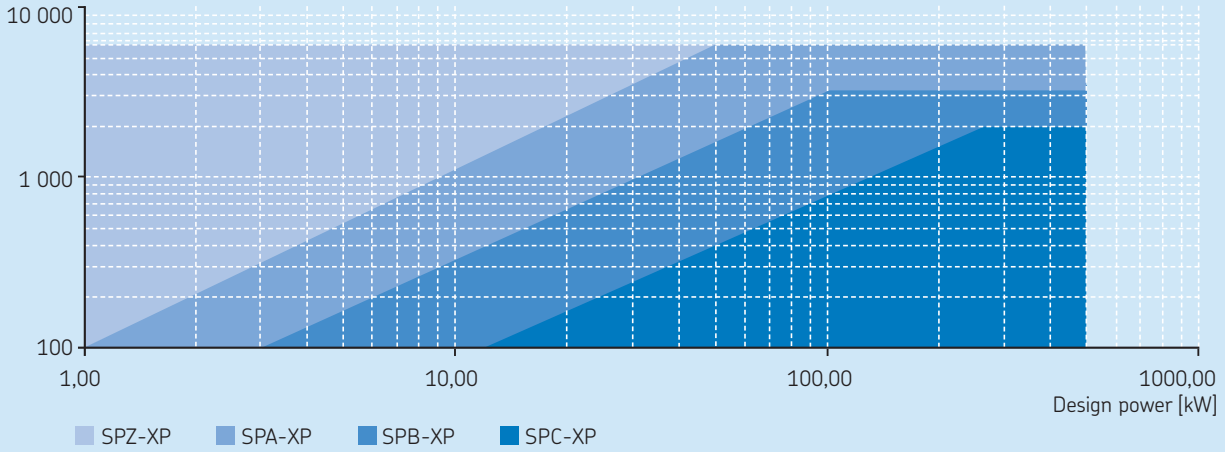
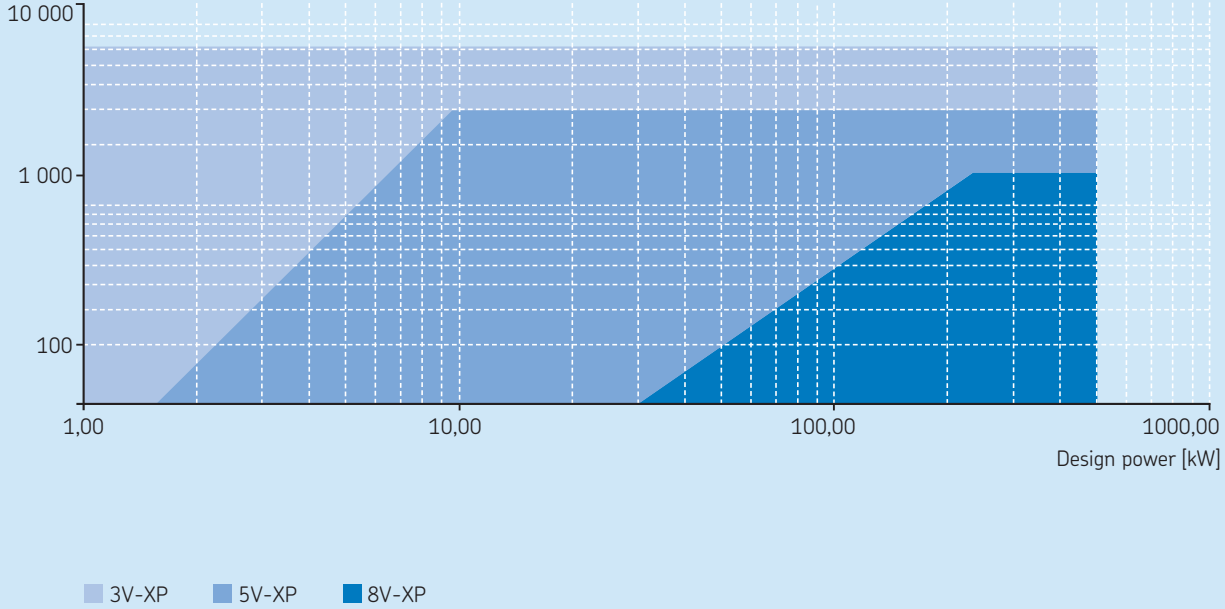


Diagram 2

## SKF Xtra Power wrapped narrow wedge belts

Speed of small pulley [r/min]





# Correction factors

Table 4

Arc of contact power correction factor  $C_3$

$\frac{D-d}{CC}^*$	Arc of contact on small pulley	Arc of contact correction factor $C_3$
mm	°	-
0,00	180	1,00
0,05	177	0,99
0,10	174	0,99
0,15	171	0,98
0,20	169	0,97
0,25	166	0,97
0,30	163	0,96
0,35	160	0,95
0,40	157	0,94
0,45	154	0,93
0,50	151	0,93
0,55	148	0,92
0,60	145	0,91
0,65	142	0,90
0,70	139	0,89
0,75	136	0,88
0,80	133	0,87
0,85	130	0,86
0,90	127	0,85
0,95	123	0,83
1,00	120	0,82
1,05	117	0,81
1,10	113	0,80
1,15	100	0,78
1,20	107	0,77
1,25	104	0,75
1,30	101	0,73
1,35	97	0,72
1,40	93	0,70

\* D large pulley diameter  
d small pulley diameter  
CC center to center distance

Table 5

Belt length correction factor  $C_1$

Belt length	Correction factor (ISO, DIN)				8V
	SPZ 3V	SPA	SPB 5V	SPC	
mm	-				
400	0,50				
475	0,65				
530	0,74				
630	0,82	0,77			
710	0,84	0,79			
900	0,88	0,83	0,76		
1 000	0,90	0,85	0,78		
1 120	0,93	0,87	0,80		
1 250	0,95	0,89	0,82		
1 400	0,96	0,91	0,84	0,70	
1 600	1,00	0,93	0,86	0,74	
1 800	1,01	0,95	0,88	0,77	
2 000	1,02	0,96	0,90	0,80	0,78
2 240	1,05	0,98	0,92	0,83	0,80
2 500	1,07	1,00	0,94	0,86	0,80
2 800	1,09	1,02	0,96	0,88	0,82
3 150	1,11	1,04	0,98	0,90	0,84
3 550	1,13	1,06	1,00	0,92	0,86
4 000	1,13	1,08	1,02	0,94	0,89
4 500	1,13	1,09	1,04	0,96	0,91
5 000		1,09	1,06	0,98	0,94
5 600		1,09	1,08	1,00	0,96
6 300			1,10	1,02	0,99
7 100			1,12	1,04	1,02
8 000			1,14	1,06	1,04
9 000			1,14	1,08	1,07
10 000			1,14	1,10	1,09
11 200				1,12	1,12
12 500				1,14	1,15

# Power ratings

## Section SPZ-XP

Table 6

Faster shaft speed	Rated power per belt for small pulley pitch diameter [mm]												Additional power per belt for speed ratio			
	67	71	75	80	85	90	95	100	112	125	132	140	100 to 1,05	1,06 to 1,24	1,25 to 1,59	> 1,59
r/min	kW												kW			
100	0,13	0,15	0,16	0,18	0,20	0,22	0,24	0,25	0,30	0,35	0,37	0,40	0,00	0,01	0,01	0,01
500	0,53	0,60	0,67	0,75	0,83	0,92	1,00	1,08	1,28	1,49	1,61	1,74	0,01	0,04	0,06	0,07
720	0,72	0,82	0,91	1,03	1,15	1,26	1,38	1,50	1,77	2,07	2,23	2,41	0,01	0,05	0,09	0,10
800	0,79	0,89	1,00	1,13	1,26	1,39	1,51	1,64	1,95	2,27	2,45	2,65	0,01	0,06	0,10	0,11
900	0,87	0,99	1,10	1,25	1,39	1,53	1,68	1,82	2,16	2,52	2,72	2,94	0,01	0,07	0,11	0,12
960	0,92	1,04	1,16	1,32	1,47	1,62	1,78	1,93	2,29	2,67	2,88	3,11	0,02	0,07	0,11	0,13
1 000	0,95	1,08	1,21	1,36	1,52	1,68	1,84	2,00	2,37	2,77	2,98	3,23	0,02	0,07	0,12	0,14
1 100	1,03	1,17	1,31	1,48	1,65	1,83	2,00	2,17	2,58	3,01	3,24	3,51	0,02	0,08	0,13	0,15
1 200	1,10	1,25	1,41	1,59	1,78	1,97	2,15	2,34	2,78	3,25	3,50	3,79	0,02	0,09	0,14	0,17
1 300	1,18	1,34	1,50	1,71	1,91	2,11	2,31	2,51	2,98	3,49	3,76	4,06	0,02	0,09	0,15	0,18
1 400	1,25	1,42	1,60	1,82	2,03	2,25	2,46	2,67	3,18	3,72	4,01	4,33	0,02	0,10	0,17	0,19
1 440	1,28	1,46	1,64	1,86	2,08	2,30	2,52	2,74	3,26	3,81	4,10	4,44	0,02	0,10	0,17	0,20
1 500	1,32	1,51	1,69	1,92	2,15	2,38	2,61	2,84	3,37	3,95	4,25	4,60	0,02	0,11	0,18	0,21
1 600	1,39	1,59	1,79	2,03	2,27	2,52	2,76	3,00	3,56	4,17	4,49	4,86	0,03	0,12	0,19	0,22
1 700	1,46	1,67	1,88	2,14	2,39	2,65	2,90	3,15	3,75	4,39	4,73	5,12	0,03	0,12	0,20	0,24
1 800	1,53	1,75	1,97	2,24	2,51	2,78	3,05	3,31	3,94	4,61	4,97	5,37	0,03	0,13	0,21	0,25
1 900	1,59	1,83	2,06	2,34	2,63	2,91	3,19	3,46	4,12	4,83	5,20	5,62	0,03	0,14	0,23	0,26
2 000	1,66	1,90	2,14	2,44	2,74	3,03	3,33	3,62	4,30	5,04	5,43	5,86	0,03	0,15	0,24	0,28
2 100	1,72	1,98	2,23	2,54	2,85	3,16	3,46	3,77	4,48	5,25	5,65	6,10	0,03	0,15	0,25	0,29
2 200	1,79	2,05	2,31	2,64	2,96	3,28	3,60	3,91	4,66	5,45	5,87	6,34	0,04	0,16	0,26	0,30
2 300	1,85	2,12	2,40	2,74	3,07	3,40	3,73	4,06	4,83	5,65	6,08	6,57	0,04	0,17	0,27	0,32
2 400	1,91	2,20	2,48	2,83	3,18	3,52	3,86	4,20	5,00	5,85	6,30	6,80	0,04	0,17	0,29	0,33
2 500	1,97	2,27	2,56	2,92	3,28	3,64	3,99	4,34	5,17	6,04	6,51	7,02	0,04	0,18	0,30	0,35
2 600	2,03	2,34	2,64	3,02	3,39	3,76	4,12	4,48	5,34	6,24	6,71	7,24	0,04	0,19	0,31	0,36
2 700	2,09	2,41	2,72	3,11	3,49	3,87	4,25	4,62	5,50	6,42	6,91	7,46	0,04	0,20	0,32	0,37
2 800	2,15	2,47	2,80	3,20	3,59	3,98	4,37	4,75	5,66	6,61	7,11	7,67	0,05	0,20	0,33	0,39
2 880	2,19	2,53	2,86	3,27	3,67	4,07	4,47	4,86	5,78	6,75	7,26	7,83	0,05	0,21	0,34	0,40
2 900	2,20	2,54	2,87	3,28	3,69	4,09	4,49	4,89	5,81	6,79	7,30	7,87	0,05	0,21	0,34	0,40
3 000	2,26	2,60	2,95	3,37	3,79	4,20	4,61	5,02	5,97	6,96	7,49	8,07	0,05	0,22	0,36	0,42
3 100	2,31	2,67	3,02	3,46	3,89	4,31	4,73	5,15	6,12	7,14	7,67	8,26	0,05	0,23	0,37	0,43
3 200	2,37	2,73	3,09	3,54	3,98	4,42	4,85	5,27	6,27	7,31	7,85	8,45	0,05	0,23	0,38	0,44
3 300	2,42	2,79	3,16	3,62	4,07	4,52	4,96	5,39	6,41	7,47	8,02	8,64	0,05	0,24	0,39	0,46
3 400	2,47	2,86	3,23	3,70	4,17	4,62	5,07	5,52	6,55	7,63	8,19	8,82	0,06	0,25	0,40	0,47
3 500	2,52	2,92	3,30	3,78	4,26	4,72	5,18	5,63	6,69	7,79	8,36	8,99	0,06	0,25	0,42	0,49
3 600	2,57	2,97	3,37	3,86	4,34	4,82	5,29	5,75	6,83	7,94	8,52	9,16	0,06	0,26	0,43	0,50
3 700	2,62	3,03	3,44	3,94	4,43	4,92	5,40	5,87	6,96	8,09	8,68	9,32	0,06	0,27	0,44	0,51
3 800	2,67	3,09	3,50	4,01	4,52	5,01	5,50	5,98	7,09	8,24	8,83	9,48	0,06	0,28	0,45	0,53
3 900	2,72	3,14	3,57	4,09	4,60	5,10	5,60	6,09	7,22	8,38	8,97	9,63	0,06	0,28	0,46	0,54
4 000	2,76	3,20	3,63	4,16	4,68	5,20	5,70	6,19	7,34	8,51	9,11	9,77	0,07	0,29	0,48	0,55
4 200	2,85	3,30	3,75	4,30	4,84	5,37	5,89	6,40	7,58	8,77	9,38	10,04	0,07	0,31	0,50	0,58
4 400	2,93	3,40	3,87	4,44	4,99	5,54	6,07	6,60	7,80	9,01	9,62	10,29	0,07	0,32	0,52	0,61
4 600	3,02	3,50	3,98	4,56	5,14	5,70	6,25	6,78	8,00	9,23	9,85	10,51	0,08	0,34	0,55	0,64
4 800	3,09	3,59	4,08	4,69	5,28	5,85	6,41	6,96	8,20	9,43	10,05	10,70	0,08	0,35	0,57	0,67
5 000	3,16	3,68	4,18	4,80	5,41	5,99	6,56	7,12	8,38	9,61	10,22	10,87	0,08	0,36	0,59	0,69
5 200	3,23	3,76	4,28	4,91	5,53	6,13	6,71	7,27	8,54	9,77	10,38	11,01	0,09	0,38	0,62	0,72
5 400	3,30	3,84	4,37	5,02	5,64	6,25	6,84	7,41	8,68	9,91	10,50	11,11	0,09	0,39	0,64	0,75
5 600	3,36	3,91	4,45	5,11	5,75	6,37	6,97	7,54	8,81	10,03	10,60	11,19	0,09	0,41	0,67	0,78
5 800	3,41	3,98	4,53	5,20	5,85	6,48	7,08	7,65	8,93	10,12	10,68	11,24	0,10	0,42	0,69	0,80
6 000	3,46	4,04	4,60	5,28	5,94	6,57	7,18	7,76	9,02	10,19	10,73	-	0,10	0,44	0,71	0,83
6 200	3,51	4,09	4,67	5,36	6,02	6,66	7,27	7,85	9,10	10,24	-	-	0,10	0,45	0,74	0,86
6 400	3,55	4,15	4,73	5,43	6,10	6,74	7,35	7,92	9,16	10,26	-	-	0,11	0,47	0,76	0,89
6 600	3,58	4,19	4,78	5,49	6,16	6,80	7,41	7,98	9,20	-	-	-	0,11	0,48	0,79	0,91
6 800	3,62	4,23	4,83	5,54	6,22	6,86	7,47	8,03	9,22	-	-	-	0,11	0,50	0,81	0,94
7 000	3,64	4,27	4,87	5,58	6,26	6,91	7,51	8,07	9,22	-	-	-	0,12	0,51	0,83	0,97
7 200	3,67	4,29	4,90	5,62	6,30	6,94	7,54	8,09	-	-	-	-	0,12	0,52	0,86	1,00
7 400	3,68	4,32	4,93	5,65	6,33	6,96	7,55	8,09	-	-	-	-	0,12	0,54	0,88	1,03
7 600	3,69	4,33	4,94	5,67	6,35	6,98	7,55	-	-	-	-	-	0,13	0,55	0,90	1,05
7 800	3,70	4,34	4,96	5,68	6,35	-	-	-	-	-	-	-	0,13	0,57	0,93	1,08
8 000	3,70	4,35	4,96	5,68	-	-	-	-	-	-	-	-	0,13	0,58	0,95	1,11

For speeds exceeding 33 m/s, SKF recommends to use dynamically balanced pulleys made of steel.

# Power ratings

## Section SPA-XP

Table 7

Faster shaft speed	Rated power per belt for small pulley pitch diameter [mm]													Additional power per belt for speed ratio			
	90	95	100	106	112	118	125	132	140	150	160	180	200	1,00 to 1,05	1,06 to 1,24	1,25 to 1,59	> 1,59
r/min	kW													kW			
100	0,26	0,29	0,32	0,36	0,40	0,43	0,48	0,52	0,57	0,63	0,70	0,82	0,94	0,00	0,02	0,03	0,03
200	0,47	0,53	0,59	0,66	0,74	0,81	0,89	0,98	1,07	1,19	1,31	1,54	1,78	0,01	0,04	0,06	0,06
300	0,66	0,75	0,84	0,95	1,05	1,16	1,28	1,40	1,54	1,72	1,89	2,23	2,57	0,01	0,06	0,08	0,09
400	0,85	0,96	1,08	1,22	1,36	1,49	1,65	1,81	2,00	2,22	2,45	2,90	3,34	0,02	0,07	0,11	0,12
500	1,02	1,16	1,30	1,48	1,65	1,82	2,01	2,21	2,44	2,72	2,99	3,55	4,09	0,02	0,09	0,14	0,15
600	1,18	1,35	1,52	1,73	1,93	2,13	2,36	2,60	2,86	3,20	3,52	4,18	4,83	0,03	0,11	0,17	0,18
700	1,34	1,54	1,74	1,97	2,20	2,44	2,71	2,98	3,28	3,66	4,04	4,80	5,55	0,03	0,13	0,19	0,21
720	1,37	1,58	1,78	2,02	2,26	2,50	2,77	3,05	3,37	3,76	4,15	4,92	5,69	0,03	0,13	0,20	0,22
800	1,50	1,72	1,94	2,21	2,47	2,73	3,04	3,35	3,69	4,12	4,55	5,41	6,25	0,04	0,15	0,22	0,24
900	1,65	1,89	2,14	2,44	2,73	3,03	3,37	3,71	4,09	4,58	5,05	6,00	6,94	0,04	0,17	0,25	0,27
960	1,73	2,00	2,26	2,57	2,89	3,20	3,56	3,92	4,33	4,84	5,35	6,35	7,35	0,04	0,18	0,26	0,29
1 000	1,79	2,07	2,34	2,66	2,99	3,31	3,69	4,06	4,49	5,02	5,54	6,59	7,62	0,04	0,18	0,28	0,30
1 100	1,93	2,23	2,53	2,89	3,24	3,59	4,00	4,41	4,88	5,45	6,03	7,16	8,28	0,05	0,20	0,30	0,33
1 200	2,07	2,39	2,72	3,10	3,49	3,87	4,31	4,75	5,26	5,88	6,50	7,73	8,94	0,05	0,22	0,33	0,36
1 300	2,20	2,55	2,90	3,32	3,73	4,14	4,62	5,09	5,63	6,30	6,97	8,28	9,58	0,06	0,24	0,36	0,39
1 400	2,34	2,71	3,08	3,52	3,97	4,41	4,92	5,42	6,00	6,71	7,42	8,83	10,21	0,06	0,26	0,39	0,42
1 440	2,39	2,77	3,15	3,61	4,06	4,51	5,03	5,55	6,14	6,88	7,61	9,04	10,46	0,06	0,26	0,40	0,44
1 500	2,46	2,86	3,26	3,73	4,20	4,67	5,21	5,75	6,36	7,12	7,87	9,36	10,82	0,07	0,28	0,41	0,45
1 600	2,59	3,01	3,43	3,93	4,43	4,92	5,50	6,07	6,72	7,52	8,32	9,89	11,43	0,07	0,29	0,44	0,48
1 700	2,71	3,15	3,60	4,13	4,65	5,18	5,78	6,38	7,07	7,91	8,75	10,40	12,02	0,08	0,31	0,47	0,51
1 800	2,83	3,30	3,76	4,32	4,87	5,42	6,06	6,69	7,41	8,30	9,18	10,91	12,60	0,08	0,33	0,50	0,55
1 900	2,94	3,44	3,93	4,51	5,09	5,67	6,33	7,00	7,75	8,68	9,60	11,40	13,17	0,08	0,35	0,52	0,58
2 000	3,06	3,57	4,08	4,70	5,30	5,90	6,60	7,29	8,08	9,05	10,01	11,89	13,72	0,09	0,37	0,55	0,61
2 100	3,17	3,71	4,24	4,88	5,51	6,14	6,87	7,59	8,40	9,41	10,41	12,36	14,26	0,09	0,39	0,58	0,64
2 200	3,28	3,84	4,39	5,06	5,71	6,37	7,12	7,87	8,72	9,77	10,80	12,82	14,78	0,10	0,40	0,61	0,67
2 300	3,38	3,96	4,54	5,23	5,92	6,59	7,38	8,16	9,04	10,12	11,19	13,28	15,30	0,10	0,42	0,63	0,70
2 400	3,48	4,09	4,69	5,40	6,11	6,82	7,63	8,43	9,34	10,46	11,57	13,72	15,79	0,11	0,44	0,66	0,73
2 500	3,58	4,21	4,83	5,57	6,30	7,03	7,87	8,70	9,64	10,80	11,93	14,15	16,27	0,11	0,46	0,69	0,76
2 600	3,68	4,33	4,97	5,74	6,49	7,24	8,11	8,97	9,94	11,13	12,29	14,56	16,74	0,12	0,48	0,72	0,79
2 700	3,77	4,44	5,11	5,90	6,68	7,45	8,34	9,23	10,22	11,44	12,64	14,97	17,19	0,12	0,50	0,74	0,82
2 800	3,87	4,56	5,24	6,05	6,86	7,65	8,57	9,48	10,50	11,76	12,99	15,36	17,63	0,12	0,51	0,77	0,85
2 880	3,94	4,64	5,34	6,18	7,00	7,81	8,75	9,68	10,72	12,00	13,25	15,67	17,96	0,13	0,53	0,79	0,87
2 900	3,96	4,67	5,37	6,21	7,03	7,85	8,80	9,73	10,78	12,06	13,32	15,74	18,04	0,13	0,53	0,80	0,88
3 000	4,04	4,77	5,50	6,36	7,21	8,05	9,01	9,97	11,04	12,36	13,64	16,11	18,44	0,13	0,55	0,83	0,91
3 100	4,13	4,88	5,62	6,50	7,37	8,24	9,23	10,20	11,30	12,64	13,95	16,46	18,83	0,14	0,57	0,85	0,94
3 200	4,21	4,98	5,74	6,64	7,54	8,42	9,43	10,43	11,55	12,92	14,25	16,81	19,19	0,14	0,59	0,88	0,97
3 300	4,29	5,08	5,86	6,78	7,70	8,60	9,64	10,66	11,80	13,19	14,55	17,13	19,54	0,15	0,61	0,91	1,00
3 400	4,36	5,17	5,97	6,92	7,85	8,77	9,83	10,87	12,04	13,45	14,83	17,45	19,87	0,15	0,62	0,94	1,03
3 500	4,44	5,26	6,08	7,05	8,00	8,94	10,02	11,08	12,27	13,71	15,10	17,74	20,18	0,16	0,64	0,96	1,06
3 600	4,51	5,35	6,19	7,18	8,15	9,11	10,21	11,28	12,49	13,95	15,36	18,03	20,47	0,16	0,66	0,99	1,09
3 700	4,57	5,44	6,29	7,30	8,29	9,27	10,39	11,48	12,70	14,18	15,61	18,30	20,74	0,16	0,68	1,02	1,12
3 800	4,64	5,52	6,39	7,42	8,43	9,42	10,56	11,67	12,91	14,41	15,85	18,55	20,99	0,17	0,70	1,05	1,15
3 900	4,70	5,60	6,48	7,53	8,56	9,57	10,72	11,85	13,11	14,62	16,08	18,79	21,22	0,17	0,72	1,07	1,18
4 000	4,76	5,68	6,58	7,64	8,69	9,71	10,88	12,03	13,30	14,83	16,29	19,01	-	0,18	0,74	1,10	1,21
4 100	4,82	5,75	6,67	7,75	8,81	9,85	11,04	12,20	13,48	15,02	16,49	19,22	-	0,18	0,75	1,13	1,24
4 200	4,87	5,82	6,75	7,85	8,93	9,98	11,19	12,36	13,65	15,21	16,69	19,41	-	0,19	0,77	1,16	1,27
4 300	4,92	5,88	6,83	7,95	9,04	10,11	11,33	12,51	13,82	15,38	16,87	19,58	-	0,19	0,79	1,18	1,30
4 400	4,97	5,95	6,91	8,04	9,15	10,23	11,46	12,66	13,97	15,54	17,03	19,73	-	0,20	0,81	1,21	1,33
4 500	5,01	6,01	6,98	8,13	9,25	10,35	11,59	12,79	14,12	15,70	17,19	-	-	0,20	0,83	1,24	1,36
4 600	5,06	6,06	7,05	8,21	9,35	10,46	11,71	12,92	14,26	15,84	17,33	-	-	0,20	0,85	1,27	1,39
4 700	5,09	6,12	7,12	8,29	9,44	10,56	11,83	13,05	14,38	15,97	17,45	-	-	0,21	0,86	1,29	1,42
4 800	5,13	6,16	7,18	8,37	9,53	10,66	11,93	13,16	14,50	16,09	17,57	-	-	0,21	0,88	1,32	1,45
4 900	5,16	6,21	7,24	8,44	9,61	10,75	12,03	13,27	14,61	16,20	17,67	-	-	0,22	0,90	1,35	1,48
5 000	5,19	6,25	7,29	8,51	9,69	10,83	12,13	13,36	14,71	16,29	-	-	-	0,22	0,92	1,38	1,51
5 100	5,22	6,29	7,34	8,57	9,76	10,91	12,21	13,45	14,80	16,38	-	-	-	0,23	0,94	1,40	1,54
5 200	5,24	6,32	7,38	8,62	9,82	10,99	12,29	13,53	14,88	16,45	-	-	-	0,23	0,96	1,43	1,57
5 300	5,26	6,35	7,43	8,67	9,88	11,05	12,36	13,61	14,95	-	-	-	-	0,24	0,97	1,46	1,61
5 400	5,27	6,38	7,46	8,72	9,94	11,11	12,42	13,67	15,01	-	-	-	-	0,24	0,99	1,49	1,64
5 500	5,29	6,41	7,49	8,76	9,99	11,16	12,48	13,72	15,06	-	-	-	-	0,24	1,01	1,51	1,67
5 600	5,30	6,42	7,52	8,80	10,03	11,21	12,52	13,77	15,10	-	-	-	-	0,25	1,03	1,54	1,70
5 700	5,30	6,44	7,55	8,83	10,06	11,25	12,56	13,80	-	-	-	-	-	0,25	1,05	1,57	1,73
5 800	5,30	6,45	7,56	8,86	10,09	11,28	12,59	13,83	-	-	-	-	-	0,26	1,07	1,60	1,76
5 900	-	6,46	7,58	8,88	10,12	11,31	12,62	13,85	-	-	-	-	-	0,26	1,08	1,63	1,79
6 000	-	6,46	7,59	8,89	10,14	11,32	12,63	0,00	-	-	-	-	-	0,27	1,10	1,65	1,82
6 100	-	-	7,59	8,90	10,15	11,33	12,64	-	-	-	-	-	-	0,27	1,12	1,68	1,85
6 200	-	-	7,59	8,90	10,15	11,34	-	-	-	-	-	-	-	0,28	1,14	1,71	1,88

For speeds exceeding 33 m/s, SKF recommends to use dynamically balanced pulleys made of steel.

# Power ratings

## Section SPB-XP

Table 8

Faster shaft speed	Rated power per belt for small pulley pitch diameter [mm]													Additional power per belt for speed ratio			
	140	150	160	170	180	190	200	212	224	236	250	280	315	1,00 to 1,05	1,06 to 1,24	1,25 to 1,59	> 1,59
r/min	kW													kW			
100	0,76	0,86	0,95	1,05	1,15	1,25	1,34	1,46	1,58	1,69	1,83	2,11	2,44	0,01	0,04	0,07	0,08
200	1,39	1,58	1,76	1,95	2,14	2,32	2,51	2,73	2,95	3,17	3,43	3,98	4,61	0,02	0,08	0,14	0,16
300	1,97	2,24	2,52	2,79	3,07	3,34	3,61	3,93	4,25	4,58	4,95	5,74	6,66	0,03	0,12	0,21	0,24
400	2,52	2,88	3,24	3,60	3,95	4,31	4,66	5,08	5,50	5,92	6,41	7,45	8,65	0,04	0,17	0,27	0,32
500	3,04	3,49	3,93	4,37	4,81	5,24	5,68	6,20	6,72	7,23	7,83	9,10	10,57	0,05	0,21	0,34	0,41
600	3,55	4,08	4,60	5,12	5,64	6,15	6,67	7,28	7,90	8,50	9,21	10,71	12,45	0,06	0,25	0,41	0,49
700	4,04	4,65	5,25	5,85	6,45	7,04	7,63	8,34	9,05	9,75	10,56	12,29	14,28	0,07	0,29	0,48	0,57
720	4,14	4,76	5,38	5,99	6,61	7,22	7,83	8,55	9,27	9,99	10,83	12,60	14,65	0,07	0,30	0,49	0,58
800	4,52	5,20	5,88	6,56	7,24	7,91	8,58	9,38	10,17	10,96	11,88	13,83	16,08	0,07	0,33	0,55	0,65
900	4,98	5,74	6,50	7,26	8,01	8,76	9,50	10,39	11,28	12,16	13,17	15,34	17,83	0,08	0,37	0,62	0,73
960	5,25	6,06	6,87	7,67	8,47	9,26	10,05	10,99	11,93	12,86	13,94	16,23	18,87	0,09	0,40	0,66	0,78
1 000	5,43	6,27	7,11	7,94	8,77	9,59	10,41	11,39	12,36	13,32	14,44	16,82	19,55	0,09	0,41	0,69	0,81
1 100	5,87	6,79	7,70	8,61	9,51	10,41	11,30	12,36	13,42	14,47	15,69	18,27	21,23	0,10	0,46	0,76	0,89
1 200	6,30	7,30	8,28	9,26	10,24	11,21	12,17	13,32	14,46	15,59	16,91	19,68	22,87	0,11	0,50	0,82	0,97
1 300	6,73	7,79	8,85	9,90	10,95	11,99	13,02	14,26	15,48	16,69	18,10	21,07	24,47	0,12	0,54	0,89	1,05
1 400	7,14	8,28	9,41	10,53	11,65	12,76	13,86	15,18	16,48	17,78	19,27	22,43	26,04	0,13	0,58	0,96	1,13
1 440	7,30	8,47	9,63	10,78	11,93	13,07	14,20	15,54	16,88	18,20	19,73	22,97	26,66	0,13	0,60	0,99	1,17
1 500	7,54	8,75	9,96	11,15	12,34	13,52	14,69	16,08	17,46	18,83	20,42	23,76	27,57	0,14	0,62	1,03	1,22
1 600	7,94	9,22	10,49	11,76	13,01	14,26	15,50	16,97	18,43	19,87	21,54	25,06	29,06	0,15	0,66	1,10	1,30
1 700	8,32	9,68	11,02	12,35	13,68	14,99	16,29	17,84	19,37	20,89	22,64	26,33	30,51	0,16	0,70	1,17	1,38
1 800	8,70	10,12	11,54	12,94	14,32	15,70	17,07	18,69	20,30	21,89	23,72	27,57	31,91	0,17	0,75	1,24	1,46
1 900	9,07	10,56	12,04	13,51	14,96	16,40	17,83	19,53	21,20	22,86	24,77	28,77	33,28	0,18	0,79	1,31	1,54
2 000	9,43	10,99	12,54	14,07	15,59	17,09	18,58	20,34	22,09	23,81	25,80	29,95	34,60	0,19	0,83	1,37	1,62
2 100	9,79	11,41	13,02	14,62	16,20	17,76	19,31	21,14	22,95	24,74	26,80	31,09	35,88	0,20	0,87	1,44	1,70
2 200	10,13	11,82	13,50	15,16	16,80	18,42	20,02	21,92	23,80	25,65	27,77	32,19	37,11	0,21	0,91	1,51	1,78
2 300	10,47	12,23	13,96	15,68	17,38	19,06	20,72	22,69	24,62	26,53	28,72	33,26	38,30	0,22	0,95	1,58	1,86
2 400	10,80	12,62	14,42	16,20	17,96	19,69	21,41	23,43	25,43	27,39	29,64	34,30	39,44	0,22	0,99	1,65	1,94
2 500	11,13	13,01	14,87	16,70	18,52	20,31	22,07	24,16	26,21	28,23	30,53	35,29	40,52	0,23	1,04	1,72	2,03
2 600	11,44	13,38	15,30	17,19	19,06	20,91	22,72	24,87	26,97	29,04	31,40	36,25	-	0,24	1,08	1,79	2,11
2 700	11,75	13,75	15,73	17,67	19,60	21,49	23,36	25,56	27,71	29,83	32,23	37,18	-	0,25	1,12	1,86	2,19
2 800	12,05	14,11	16,14	18,14	20,12	22,06	23,97	26,22	28,43	30,59	33,04	38,06	-	0,26	1,16	1,92	2,27
2 880	12,28	14,39	16,46	18,51	20,52	22,50	24,45	26,74	28,99	31,18	33,66	-	-	0,27	1,19	1,98	2,33
2 900	12,34	14,46	16,54	18,60	20,62	22,61	24,57	26,87	29,12	31,32	33,82	-	-	0,27	1,20	1,99	2,35
3 000	12,62	14,80	16,94	19,05	21,12	23,15	25,15	27,50	29,79	32,03	34,56	-	-	0,28	1,24	2,06	2,43
3 100	12,90	15,13	17,32	19,48	21,60	23,67	25,71	28,11	30,44	32,71	35,27	-	-	0,29	1,29	2,13	2,51
3 200	13,17	15,45	17,69	19,90	22,06	24,18	26,26	28,69	31,06	33,36	-	-	-	0,30	1,33	2,20	2,59
3 300	13,43	15,76	18,05	20,30	22,51	24,67	26,78	29,26	31,66	33,99	-	-	-	0,31	1,37	2,27	2,67
3 400	13,68	16,06	18,40	20,70	22,95	25,14	27,29	29,80	32,23	-	-	-	-	0,32	1,41	2,34	2,75
3 500	13,92	16,36	18,74	21,08	23,37	25,60	27,78	30,32	32,78	-	-	-	-	0,33	1,45	2,41	2,84
3 600	14,15	16,64	19,07	21,45	23,77	26,04	28,25	30,82	-	-	-	-	-	0,34	1,49	2,47	2,92
3 700	14,38	16,91	19,39	21,80	24,16	26,46	28,69	31,29	-	-	-	-	-	0,35	1,53	2,54	3,00
3 800	14,60	17,17	19,69	22,14	24,54	26,86	29,12	-	-	-	-	-	-	0,36	1,58	2,61	3,08
3 900	14,81	17,43	19,98	22,47	24,89	27,25	29,53	-	-	-	-	-	-	0,37	1,62	2,68	3,16
4 000	15,01	17,67	20,26	22,79	25,24	27,61	-	-	-	-	-	-	-	0,37	1,66	2,75	3,24
4 100	15,20	17,90	20,53	23,08	25,56	27,96	-	-	-	-	-	-	-	0,38	1,70	2,82	3,32
4 200	15,38	18,12	20,78	23,37	25,87	-	-	-	-	-	-	-	-	0,39	1,74	2,89	3,40
4 300	15,55	18,33	21,03	23,64	26,16	-	-	-	-	-	-	-	-	0,40	1,78	2,95	3,48
4 400	15,72	18,53	21,26	23,89	-	-	-	-	-	-	-	-	-	0,41	1,82	3,02	3,57
4 500	15,87	18,72	21,47	24,13	-	-	-	-	-	-	-	-	-	0,42	1,87	3,09	3,65
4 600	16,02	18,90	21,68	24,36	-	-	-	-	-	-	-	-	-	0,43	1,91	3,16	3,73
4 700	16,15	19,06	21,87	-	-	-	-	-	-	-	-	-	-	0,44	1,95	3,23	3,81
4 800	16,28	19,22	22,04	-	-	-	-	-	-	-	-	-	-	0,45	1,99	3,30	3,89
4 900	16,39	19,36	-	-	-	-	-	-	-	-	-	-	-	0,46	2,03	3,37	3,97
5 000	16,50	19,49	-	-	-	-	-	-	-	-	-	-	-	0,47	2,07	3,44	4,05
5 100	16,60	19,61	-	-	-	-	-	-	-	-	-	-	-	0,48	2,11	3,50	4,13
5 200	16,68	19,71	-	-	-	-	-	-	-	-	-	-	-	0,49	2,16	3,57	4,21
5 300	16,76	-	-	-	-	-	-	-	-	-	-	-	-	0,50	2,20	3,64	4,29
5 400	16,82	-	-	-	-	-	-	-	-	-	-	-	-	0,51	2,24	3,71	4,38
5 500	16,88	-	-	-	-	-	-	-	-	-	-	-	-	0,51	2,28	3,78	4,46

For speeds exceeding 33 m/s, SKF recommends to use dynamically balanced pulleys made of steel.

# Power ratings

## Section SPC-XP

Table 9

Faster shaft speed	Rated power per belt for small pulley pitch diameter [mm]																Additional power per belt for speed ratio				
	224	236	250	265	280	300	315	335	355	375	400	425	450	475	500	530	560	1,00 to 1,05	1,06 to 1,24	1,25 to 1,59	> 1,59
r/min	kW																kW				
100	2,21	2,42	2,67	2,94	3,20	3,55	3,81	4,15	4,50	4,84	5,27	5,69	6,12	6,54	6,96	7,46	7,96	0,03	0,12	0,22	0,28
200	4,01	4,42	4,89	5,39	5,89	6,55	7,04	7,70	8,35	9,00	9,81	10,62	11,42	12,22	13,01	13,96	14,91	0,05	0,25	0,44	0,55
300	5,65	6,24	6,92	7,65	8,38	9,34	10,06	11,01	11,96	12,90	14,07	15,24	16,40	17,55	18,70	20,07	21,43	0,08	0,37	0,66	0,83
400	7,19	7,96	8,85	9,79	10,73	11,98	12,92	14,15	15,38	16,61	18,13	19,64	21,14	22,63	24,11	25,88	27,64	0,11	0,49	0,88	1,10
500	8,65	9,59	10,67	11,83	12,99	14,52	15,66	17,17	18,67	20,16	22,02	23,86	25,68	27,50	29,30	31,44	33,57	0,13	0,62	1,09	1,38
600	10,04	11,14	12,43	13,79	15,15	16,95	18,29	20,07	21,83	23,59	25,76	27,92	30,05	32,17	34,28	36,78	39,25	0,16	0,74	1,31	1,65
700	11,37	12,64	14,11	15,68	17,24	19,30	20,83	22,87	24,89	26,89	29,37	31,82	34,26	36,66	39,05	41,88	44,67	0,19	0,86	1,53	1,93
720	11,63	12,93	14,44	16,05	17,64	19,76	21,33	23,42	25,48	27,53	30,07	32,59	35,08	37,54	39,98	42,87	45,72	0,19	0,89	1,58	1,98
800	12,65	14,07	15,73	17,50	19,25	21,56	23,29	25,57	27,83	30,07	32,84	35,58	38,29	40,97	43,61	46,74	49,83	0,21	0,98	1,75	2,20
900	13,87	15,46	17,30	19,25	21,19	23,75	25,66	28,17	30,67	33,13	36,18	39,19	42,15	45,08	47,96	51,37	54,71	0,24	1,11	1,97	2,48
960	14,59	16,26	18,21	20,27	22,32	25,03	27,04	29,69	32,32	34,92	38,12	41,28	44,39	47,46	50,47	54,02	57,50	0,26	1,18	2,10	2,64
1 000	15,05	16,79	18,80	20,94	23,06	25,86	27,94	30,69	33,40	36,08	39,39	42,64	45,85	49,00	52,10	55,74	59,31	0,27	1,23	2,19	2,75
1 100	16,19	18,07	20,25	22,57	24,87	27,90	30,14	33,10	36,02	38,91	42,46	45,94	49,36	52,72	56,00	59,86	63,61	0,29	1,35	2,41	3,03
1 200	17,28	19,31	21,65	24,14	26,61	29,85	32,26	35,42	38,54	41,61	45,38	49,08	52,69	56,22	59,67	63,69	67,59	0,32	1,48	2,63	3,30
1 300	18,32	20,49	23,00	25,66	28,28	31,74	34,29	37,65	40,95	44,19	48,17	52,05	55,83	59,51	63,09	67,24	71,23	0,35	1,60	2,85	3,58
1 400	19,33	21,63	24,29	27,11	29,89	33,54	36,24	39,77	43,24	46,65	50,80	54,84	58,76	62,57	66,24	70,48	74,53	0,37	1,72	3,06	3,85
1 440	19,72	22,07	24,79	27,67	30,51	34,24	36,99	40,60	44,13	47,59	51,81	55,91	59,88	63,72	67,43	71,69	75,75	0,38	1,77	3,15	3,96
1 500	20,29	22,72	25,53	28,50	31,42	35,26	38,09	41,80	45,42	48,97	53,28	57,45	61,49	65,38	69,12	73,40	-	0,40	1,85	3,28	4,13
1 600	21,20	23,76	26,71	29,83	32,89	36,91	39,86	43,71	47,48	51,15	55,59	59,88	64,00	67,94	71,71	-	-	0,43	1,97	3,50	4,40
1 700	22,08	24,76	27,84	31,09	34,29	38,47	41,53	45,52	49,41	53,18	57,74	62,10	66,28	-	-	-	-	0,45	2,09	3,72	4,68
1 800	22,90	25,70	28,91	32,29	35,61	39,94	43,11	47,22	51,21	55,07	59,71	64,13	-	-	-	-	-	0,48	2,22	3,94	4,95
1 900	23,69	26,59	29,93	33,43	36,86	41,32	44,58	48,80	52,88	56,81	61,50	-	-	-	-	-	-	0,51	2,34	4,16	5,23
2 000	24,42	27,43	30,88	34,50	38,04	42,62	45,96	50,27	54,41	58,38	63,10	-	-	-	-	-	-	0,53	2,46	4,38	5,50
2 100	25,12	28,22	31,78	35,50	39,13	43,82	47,23	51,61	55,80	59,79	-	-	-	-	-	-	-	0,56	2,58	4,60	5,78
2 200	25,76	28,96	32,61	36,43	40,14	44,93	48,39	52,82	57,04	-	-	-	-	-	-	-	-	0,59	2,71	4,82	6,05
2 300	26,35	29,64	33,38	37,29	41,07	45,93	49,43	53,90	-	-	-	-	-	-	-	-	-	0,61	2,83	5,03	6,33
2 400	26,90	30,27	34,09	38,07	41,92	46,84	50,37	-	-	-	-	-	-	-	-	-	-	0,64	2,95	5,25	6,60
2 500	27,40	30,83	34,73	38,78	42,68	47,64	51,18	-	-	-	-	-	-	-	-	-	-	0,66	3,08	5,47	6,88
2 600	27,84	31,34	35,31	39,41	43,34	48,33	-	-	-	-	-	-	-	-	-	-	-	0,69	3,20	5,69	7,15
2 700	28,23	31,79	35,81	39,96	43,92	-	-	-	-	-	-	-	-	-	-	-	-	0,72	3,32	5,91	7,43
2 800	28,57	32,18	36,25	40,42	44,40	-	-	-	-	-	-	-	-	-	-	-	-	0,74	3,45	6,13	7,71
2 900	28,85	32,51	36,61	40,80	-	-	-	-	-	-	-	-	-	-	-	-	-	0,77	3,57	6,35	7,98
3 000	29,08	32,77	36,90	-	-	-	-	-	-	-	-	-	-	-	-	-	-	0,80	3,69	6,57	8,26
3 100	29,25	32,97	37,11	-	-	-	-	-	-	-	-	-	-	-	-	-	-	0,82	3,82	6,79	8,53
3 200	29,36	33,09	-	-	-	-	-	-	-	-	-	-	-	-	-	-	-	0,85	3,94	7,01	8,81
3 300	29,41	33,15	-	-	-	-	-	-	-	-	-	-	-	-	-	-	-	0,88	4,06	7,22	9,08

For speeds exceeding 33 m/s, SKF recommends to use dynamically balanced pulleys made of steel.

# Power ratings

## Section 3V-XP

Table 10

Faster shaft speed	Rated power per belt for small pulley outside diameter [mm]													Additional power per belt for speed ratio			
	inch	2,65	2,80	3,00	3,15	3,35	3,65	4,12	4,50	4,75	5,00	5,30	5,60	1,00 to	1,06 to	1,25 to	> 1,59
	mm	67	71	76	80	85	93	105	114	121	127	135	142	1,05	1,24	1,59	
r/min	kW													kW			
100	0,13	0,14	0,16	0,18	0,19	0,22	0,27	0,30	0,33	0,35	0,38	0,40	0,00	0,01	0,01	0,01	
500	0,51	0,58	0,67	0,73	0,81	0,94	1,14	1,30	1,40	1,51	1,63	1,75	0,01	0,04	0,06	0,07	
720	0,70	0,79	0,91	1,00	1,12	1,30	1,58	1,80	1,94	2,09	2,26	2,43	0,01	0,05	0,09	0,10	
800	0,76	0,86	1,00	1,10	1,23	1,42	1,73	1,97	2,13	2,29	2,48	2,67	0,01	0,06	0,10	0,11	
900	0,84	0,95	1,10	1,21	1,36	1,58	1,92	2,19	2,37	2,55	2,76	2,97	0,01	0,07	0,11	0,12	
960	0,89	1,00	1,16	1,28	1,43	1,67	2,03	2,32	2,51	2,69	2,92	3,14	0,02	0,07	0,11	0,13	
1 000	0,92	1,04	1,21	1,33	1,49	1,73	2,10	2,40	2,60	2,79	3,03	3,26	0,02	0,07	0,12	0,14	
1 100	0,99	1,12	1,31	1,44	1,61	1,88	2,29	2,61	2,83	3,04	3,29	3,54	0,02	0,08	0,13	0,15	
1 200	1,07	1,21	1,41	1,55	1,74	2,02	2,47	2,82	3,05	3,28	3,55	3,82	0,02	0,09	0,14	0,17	
1 300	1,14	1,29	1,50	1,66	1,86	2,17	2,64	3,02	3,27	3,52	3,81	4,10	0,02	0,09	0,15	0,18	
1 400	1,21	1,37	1,60	1,76	1,98	2,31	2,82	3,22	3,49	3,75	4,06	4,37	0,02	0,10	0,17	0,19	
1 440	1,24	1,40	1,64	1,81	2,03	2,37	2,89	3,30	3,57	3,84	4,16	4,48	0,02	0,10	0,17	0,20	
1 500	1,28	1,45	1,69	1,87	2,10	2,45	2,99	3,42	3,70	3,98	4,31	4,64	0,02	0,11	0,18	0,21	
1 600	1,35	1,53	1,79	1,97	2,22	2,59	3,16	3,62	3,91	4,21	4,56	4,91	0,03	0,12	0,19	0,22	
1 700	1,41	1,61	1,88	2,07	2,33	2,73	3,33	3,81	4,12	4,43	4,80	5,17	0,03	0,12	0,20	0,24	
1 800	1,48	1,68	1,97	2,17	2,45	2,86	3,49	4,00	4,33	4,65	5,04	5,42	0,03	0,13	0,21	0,25	
1 900	1,54	1,76	2,06	2,27	2,56	2,99	3,65	4,18	4,53	4,87	5,27	5,67	0,03	0,14	0,23	0,26	
2 000	1,61	1,83	2,14	2,37	2,67	3,12	3,82	4,37	4,73	5,08	5,50	5,92	0,03	0,15	0,24	0,28	
2 100	1,67	1,90	2,23	2,47	2,78	3,25	3,97	4,55	4,92	5,29	5,73	6,16	0,03	0,15	0,25	0,29	
2 200	1,73	1,97	2,31	2,56	2,88	3,38	4,13	4,73	5,11	5,50	5,95	6,40	0,04	0,16	0,26	0,30	
2 300	1,79	2,04	2,40	2,65	2,99	3,50	4,28	4,90	5,30	5,70	6,17	6,64	0,04	0,17	0,27	0,32	
2 400	1,85	2,11	2,48	2,75	3,09	3,63	4,43	5,08	5,49	5,90	6,39	6,87	0,04	0,17	0,29	0,33	
2 500	1,91	2,18	2,56	2,84	3,20	3,75	4,58	5,25	5,67	6,10	6,60	7,09	0,04	0,18	0,30	0,35	
2 600	1,96	2,25	2,64	2,93	3,30	3,87	4,73	5,41	5,85	6,29	6,81	7,31	0,04	0,19	0,31	0,36	
2 700	2,02	2,31	2,72	3,01	3,40	3,98	4,87	5,58	6,03	6,48	7,01	7,53	0,04	0,20	0,32	0,37	
2 800	2,08	2,38	2,80	3,10	3,50	4,10	5,02	5,74	6,21	6,66	7,21	7,74	0,05	0,20	0,33	0,39	
2 880	2,12	2,43	2,86	3,17	3,57	4,19	5,13	5,87	6,34	6,81	7,36	7,90	0,05	0,21	0,34	0,40	
2 900	2,13	2,44	2,87	3,19	3,59	4,21	5,16	5,90	6,38	6,85	7,40	7,94	0,05	0,21	0,34	0,40	
3 000	2,18	2,50	2,95	3,27	3,69	4,33	5,29	6,05	6,54	7,02	7,59	8,14	0,05	0,22	0,36	0,42	
3 100	2,23	2,56	3,02	3,35	3,78	4,44	5,43	6,21	6,71	7,20	7,78	8,34	0,05	0,23	0,37	0,43	
3 200	2,29	2,62	3,09	3,43	3,88	4,55	5,56	6,36	6,87	7,37	7,96	8,53	0,05	0,23	0,38	0,44	
3 300	2,34	2,68	3,16	3,51	3,97	4,65	5,69	6,50	7,02	7,53	8,13	8,72	0,05	0,24	0,39	0,46	
3 400	2,39	2,74	3,23	3,59	4,06	4,76	5,82	6,65	7,18	7,70	8,31	8,90	0,06	0,25	0,40	0,47	
3 500	2,43	2,80	3,30	3,67	4,14	4,86	5,94	6,79	7,33	7,86	8,47	9,07	0,06	0,25	0,42	0,49	
3 600	2,48	2,85	3,37	3,74	4,23	4,96	6,07	6,92	7,47	8,01	8,63	9,24	0,06	0,26	0,43	0,50	
3 700	2,53	2,91	3,44	3,82	4,31	5,06	6,19	7,06	7,62	8,16	8,79	9,40	0,06	0,27	0,44	0,51	
3 800	2,57	2,96	3,50	3,89	4,40	5,16	6,30	7,19	7,75	8,30	8,94	9,56	0,06	0,28	0,45	0,53	
3 900	2,62	3,02	3,57	3,96	4,48	5,26	6,42	7,32	7,89	8,45	9,09	9,71	0,06	0,28	0,46	0,54	
4 000	2,66	3,07	3,63	4,03	4,56	5,35	6,53	7,44	8,02	8,58	9,23	9,85	0,07	0,29	0,48	0,55	
4 200	2,75	3,17	3,75	4,17	4,71	5,53	6,74	7,68	8,27	8,84	9,50	10,13	0,07	0,31	0,50	0,58	
4 400	2,83	3,26	3,87	4,30	4,86	5,70	6,95	7,90	8,50	9,08	9,75	10,37	0,07	0,32	0,52	0,61	
4 600	2,91	3,36	3,98	4,42	5,00	5,87	7,14	8,11	8,72	9,30	9,97	10,59	0,08	0,34	0,55	0,64	
4 800	2,98	3,44	4,08	4,54	5,14	6,02	7,32	8,31	8,92	9,51	10,17	10,79	0,08	0,35	0,57	0,67	
5 000	3,05	3,53	4,18	4,66	5,26	6,17	7,49	8,49	9,10	9,69	10,34	10,95	0,08	0,36	0,59	0,69	
5 200	3,11	3,60	4,28	4,76	5,38	6,31	7,65	8,65	9,26	9,85	10,49	11,08	0,09	0,38	0,62	0,72	
5 400	3,17	3,68	4,37	4,86	5,49	6,43	7,79	8,79	9,41	9,98	10,62	11,19	0,09	0,39	0,64	0,75	
5 600	3,23	3,74	4,45	4,96	5,60	6,55	7,92	8,92	9,53	10,10	10,71	11,26	0,09	0,41	0,67	0,78	
5 800	3,28	3,81	4,53	5,04	5,70	6,66	8,04	9,04	9,64	10,19	10,78	–	0,10	0,42	0,69	0,80	
6 000	3,33	3,87	4,60	5,12	5,79	6,76	8,14	9,13	9,72	10,26	10,83	–	0,10	0,44	0,71	0,83	
6 200	3,37	3,92	4,67	5,20	5,87	6,85	8,23	9,21	9,78	10,30	–	–	0,10	0,45	0,74	0,86	
6 400	3,41	3,97	4,73	5,26	5,94	6,92	8,30	9,26	9,82	10,32	–	–	0,11	0,47	0,76	0,89	
6 600	3,45	4,01	4,78	5,32	6,00	6,99	8,36	9,30	9,84	–	–	–	0,11	0,48	0,79	0,91	
6 800	3,48	4,05	4,83	5,37	6,06	7,05	8,40	9,32	–	–	–	–	0,11	0,50	0,81	0,94	
7 000	3,50	4,08	4,87	5,41	6,10	7,09	8,43	–	–	–	–	–	0,12	0,51	0,83	0,97	
7 200	3,52	4,11	4,90	5,45	6,14	7,13	8,44	–	–	–	–	–	0,12	0,52	0,86	1,00	
7 400	3,54	4,13	4,93	5,48	6,17	7,15	–	–	–	–	–	–	0,12	0,54	0,88	1,03	
7 600	3,55	4,14	4,94	5,50	6,19	7,16	–	–	–	–	–	–	0,13	0,55	0,90	1,05	
7 800	3,55	4,15	4,96	5,51	6,20	–	–	–	–	–	–	–	0,13	0,57	0,93	1,08	
8 000	–	4,16	4,96	5,51	–	–	–	–	–	–	–	–	0,13	0,58	0,95	1,11	

For speeds exceeding 33 m/s, SKF recommends to use dynamically balanced pulleys made of steel.

# Power ratings

## Section 5V-XP

Table 11

Faster shaft speed	Rated power per belt for small pulley outside diameter [mm]														Additional power per belt for speed ratio			
	inch	7,10	7,50	8,00	8,50	9,00	9,25	9,75	10,30	10,90	11,80	12,50	13,20	14,00	1,00	1,06	1,25	> 1,59
	mm	180	191	203	216	229	235	248	262	277	300	318	335	356	to 1,05	to 1,24	to 1,59	
r/min	kW														kW			
100	1,08	1,18	1,30	1,42	1,55	1,61	1,73	1,86	2,01	2,23	2,39	2,56	2,75	0,01	0,04	0,07	0,09	
200	2,00	2,19	2,43	2,66	2,90	3,01	3,25	3,50	3,78	4,19	4,51	4,83	5,20	0,02	0,09	0,15	0,18	
300	2,86	3,14	3,49	3,83	4,17	4,34	4,68	5,05	5,46	6,06	6,53	6,99	7,52	0,03	0,13	0,22	0,28	
400	3,69	4,05	4,50	4,95	5,40	5,62	6,06	6,55	7,07	7,86	8,47	9,08	9,77	0,04	0,17	0,30	0,37	
500	4,49	4,93	5,48	6,03	6,58	6,86	7,40	8,00	8,64	9,61	10,36	11,10	11,94	0,05	0,21	0,37	0,46	
600	5,26	5,78	6,44	7,09	7,74	8,06	8,70	9,41	10,17	11,31	12,19	13,07	14,07	0,06	0,26	0,45	0,55	
700	6,01	6,61	7,37	8,12	8,86	9,24	9,98	10,79	11,67	12,98	13,99	15,00	16,14	0,07	0,30	0,52	0,64	
720	6,16	6,78	7,55	8,32	9,09	9,47	10,23	11,06	11,96	13,31	14,34	15,38	16,55	0,07	0,31	0,54	0,66	
800	6,74	7,43	8,28	9,13	9,97	10,39	11,22	12,14	13,13	14,61	15,75	16,88	18,16	0,08	0,34	0,60	0,73	
900	7,46	8,22	9,17	10,11	11,05	11,51	12,44	13,46	14,56	16,20	17,46	18,72	20,14	0,08	0,39	0,67	0,83	
960	7,88	8,69	9,69	10,69	11,69	12,18	13,16	14,24	15,41	17,14	18,48	19,80	21,31	0,09	0,41	0,72	0,88	
1 000	8,16	9,00	10,04	11,08	12,11	12,62	13,64	14,76	15,96	17,76	19,14	20,52	22,07	0,09	0,43	0,75	0,92	
1 100	8,85	9,76	10,90	12,03	13,15	13,70	14,81	16,03	17,34	19,29	20,79	22,28	23,96	0,10	0,47	0,82	1,01	
1 200	9,52	10,51	11,74	12,95	14,16	14,77	15,96	17,27	18,69	20,78	22,40	24,00	25,80	0,11	0,52	0,90	1,10	
1 300	10,18	11,24	12,56	13,87	15,16	15,81	17,09	18,49	20,01	22,25	23,97	25,68	27,60	0,12	0,56	0,97	1,19	
1 400	10,83	11,96	13,37	14,76	16,15	16,83	18,20	19,69	21,30	23,68	25,51	27,31	29,35	0,13	0,60	1,05	1,29	
1 440	11,09	12,25	13,69	15,12	16,53	17,24	18,64	20,16	21,81	24,24	26,11	27,96	30,04	0,14	0,62	1,08	1,32	
1 500	11,47	12,67	14,16	15,64	17,11	17,84	19,28	20,86	22,56	25,08	27,01	28,91	31,05	0,14	0,64	1,12	1,38	
1 600	12,09	13,36	14,94	16,50	18,05	18,82	20,35	22,01	23,80	26,45	28,47	30,46	32,70	0,15	0,69	1,20	1,47	
1 700	12,70	14,04	15,70	17,35	18,98	19,78	21,39	23,13	25,01	27,78	29,89	31,97	34,30	0,16	0,73	1,27	1,56	
1 800	13,30	14,71	16,45	18,18	19,88	20,73	22,41	24,23	26,19	29,08	31,28	33,44	35,85	0,17	0,77	1,34	1,65	
1 900	13,89	15,37	17,19	18,99	20,77	21,65	23,40	25,30	27,34	30,34	32,62	34,86	37,35	0,18	0,82	1,42	1,74	
2 000	14,47	16,01	17,91	19,79	21,64	22,56	24,38	26,35	28,46	31,57	33,92	36,23	38,79	0,19	0,86	1,49	1,84	
2 100	15,04	16,64	18,61	20,56	22,49	23,44	25,33	27,37	29,55	32,76	35,18	37,55	40,17	0,20	0,90	1,57	1,93	
2 200	15,59	17,25	19,30	21,32	23,32	24,30	26,25	28,36	30,61	33,91	36,40	38,82	41,50	0,21	0,95	1,64	2,02	
2 300	16,13	17,85	19,98	22,07	24,13	25,14	27,15	29,32	31,64	35,02	37,57	40,04	42,76	0,22	0,99	1,72	2,11	
2 400	16,66	18,44	20,64	22,79	24,92	25,96	28,03	30,26	32,64	36,10	38,69	41,20	-	0,23	1,03	1,79	2,20	
2 500	17,18	19,02	21,28	23,50	25,69	26,76	28,88	31,17	33,60	37,13	39,77	-	-	0,24	1,07	1,87	2,30	
2 600	17,69	19,58	21,91	24,19	26,43	27,54	29,71	32,05	34,53	38,12	-	-	-	0,24	1,12	1,94	2,39	
2 700	18,18	20,13	22,52	24,86	27,16	28,29	30,51	32,90	35,43	39,07	-	-	-	0,25	1,16	2,02	2,48	
2 800	18,67	20,66	23,12	25,52	27,86	29,02	31,29	33,71	36,28	-	-	-	-	0,26	1,20	2,09	2,57	
2 880	19,04	21,08	23,58	26,02	28,41	29,58	31,89	34,35	36,94	-	-	-	-	0,27	1,24	2,15	2,64	
2 900	19,14	21,18	23,69	26,15	28,55	29,72	32,03	34,50	37,11	-	-	-	-	0,27	1,25	2,17	2,66	
3 000	19,60	21,69	24,26	26,76	29,21	30,40	32,75	35,26	-	-	-	-	-	0,28	1,29	2,24	2,75	
3 100	20,04	22,18	24,80	27,36	29,84	31,06	33,44	35,98	-	-	-	-	-	0,29	1,33	2,32	2,85	
3 200	20,47	22,66	25,33	27,93	30,46	31,69	34,10	-	-	-	-	-	-	0,30	1,38	2,39	2,94	
3 300	20,89	23,12	25,84	28,48	31,05	32,30	34,74	-	-	-	-	-	-	0,31	1,42	2,46	3,03	
3 400	21,30	23,57	26,33	29,01	31,61	32,88	-	-	-	-	-	-	-	0,32	1,46	2,54	3,12	
3 500	21,69	24,00	26,81	29,52	32,15	-	-	-	-	-	-	-	-	0,33	1,50	2,61	3,21	
3 600	22,07	24,41	27,26	30,01	-	-	-	-	-	-	-	-	-	0,34	1,55	2,69	3,31	
3 700	22,43	24,81	27,70	30,48	-	-	-	-	-	-	-	-	-	0,35	1,59	2,76	3,40	
3 800	22,78	25,19	28,11	30,92	-	-	-	-	-	-	-	-	-	0,36	1,63	2,84	3,49	
3 900	23,12	25,56	28,51	-	-	-	-	-	-	-	-	-	-	0,37	1,68	2,91	3,58	
4 000	23,44	25,91	28,89	-	-	-	-	-	-	-	-	-	-	0,38	1,72	2,99	3,67	
4 100	23,75	26,24	-	-	-	-	-	-	-	-	-	-	-	0,39	1,76	3,06	3,76	
4 200	24,04	26,56	-	-	-	-	-	-	-	-	-	-	-	0,40	1,80	3,14	3,86	
4 300	24,31	26,85	-	-	-	-	-	-	-	-	-	-	-	0,40	1,85	3,21	3,95	
4 400	24,57	-	-	-	-	-	-	-	-	-	-	-	-	0,41	1,89	3,29	4,04	
4 500	24,82	-	-	-	-	-	-	-	-	-	-	-	-	0,42	1,93	3,36	4,13	

For speeds exceeding 33 m/s, SKF recommends to use dynamically balanced pulleys made of steel.

# Power ratings

## Section 8V-XP

Table 12

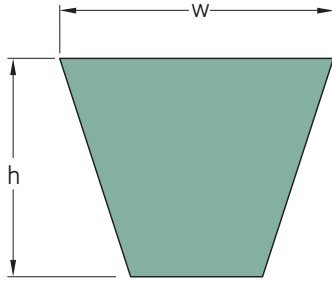
Faster shaft speed	Rated power per belt for small pulley outside diameter [mm]												Additional power per belt for speed ratio			
	inch mm	12,50 318	13,20 335	14,00 356	15,00 381	16,00 406	17,00 432	18,00 457	19,00 483	20,00 508	21,20 538	22,40 569	1,00 to 1,05	1,06 to 1,24	1,25 to 1,59	> 1,59
r/min	kW												kW			
100	4,65	5,09	5,59	6,21	6,83	7,45	8,07	8,68	9,29	10,02	10,75	0,04	0,20	0,34	0,41	
150	6,69	7,33	8,06	8,97	9,87	10,77	11,67	12,56	13,45	14,52	15,58	0,06	0,29	0,51	0,62	
200	8,63	9,47	10,43	11,62	12,80	13,97	15,14	16,31	17,47	18,86	20,24	0,09	0,39	0,67	0,82	
250	10,52	11,55	12,72	14,18	15,63	17,08	18,51	19,94	21,37	23,06	24,75	0,11	0,49	0,84	1,03	
300	12,34	13,56	14,95	16,67	18,39	20,09	21,79	23,47	25,15	27,15	29,13	0,13	0,59	1,01	1,23	
350	14,12	15,52	17,12	19,10	21,07	23,03	24,97	26,91	28,83	31,11	33,38	0,15	0,69	1,18	1,44	
400	15,85	17,43	19,23	21,47	23,69	25,89	28,08	30,25	32,40	34,97	37,51	0,17	0,79	1,35	1,64	
450	17,53	19,29	21,30	23,78	26,24	28,68	31,10	33,50	35,88	38,70	41,50	0,19	0,88	1,52	1,85	
500	19,18	21,11	23,31	26,03	28,72	31,39	34,04	36,65	39,25	42,32	45,36	0,22	0,98	1,69	2,05	
550	20,78	22,89	25,27	28,22	31,14	34,03	36,89	39,72	42,51	45,82	49,08	0,24	1,08	1,86	2,26	
600	22,35	24,61	27,18	30,36	33,50	36,60	39,66	42,68	45,66	49,19	52,65	0,26	1,18	2,02	2,46	
650	23,87	26,30	29,04	32,43	35,78	39,08	42,34	45,54	48,70	52,43	56,08	0,28	1,28	2,19	2,67	
700	25,36	27,94	30,85	34,45	38,00	41,49	44,92	48,30	51,62	55,53	59,34	0,30	1,37	2,36	2,88	
750	26,80	29,53	32,61	36,41	40,14	43,81	47,42	50,95	54,42	58,49	62,44	0,32	1,47	2,53	3,08	
800	28,21	31,08	34,32	38,30	42,22	46,05	49,81	53,49	57,09	61,30	65,37	0,35	1,57	2,70	3,29	
850	29,57	32,58	35,97	40,13	44,21	48,21	52,11	55,92	59,63	63,95	68,12	0,37	1,67	2,87	3,49	
900	30,89	34,03	37,57	41,90	46,13	50,27	54,30	58,22	62,03	66,44	70,68	0,39	1,77	3,04	3,70	
950	32,17	35,43	39,11	43,60	47,98	52,24	56,38	60,39	64,28	68,76	73,04	0,41	1,86	3,21	3,90	
1 000	33,40	36,79	40,59	45,22	49,73	54,11	58,35	62,44	66,38	70,91	75,20	0,43	1,96	3,37	4,11	
1 050	34,59	38,09	42,01	46,78	51,41	55,88	60,20	64,35	68,33	72,87	77,14	0,45	2,06	3,54	4,31	
1 100	35,73	39,33	43,36	48,26	52,99	57,55	61,93	66,12	70,11	74,64	78,86	0,48	2,16	3,71	4,52	
1 150	36,82	40,53	44,66	49,66	54,48	59,11	63,53	67,74	71,73	76,21	80,35	0,50	2,26	3,88	4,72	
1 200	37,86	41,66	45,89	50,99	55,88	60,56	65,01	69,21	73,17	77,58	81,60	0,52	2,36	4,05	4,93	
1 250	38,86	42,74	47,05	52,23	57,18	61,89	66,35	70,53	74,44	78,74	82,60	0,54	2,45	4,22	5,13	
1 300	39,80	43,76	48,14	53,39	58,39	63,11	67,55	71,69	75,51	79,67	83,34	0,56	2,55	4,39	5,34	
1 350	40,69	44,72	49,16	54,47	59,49	64,20	68,61	72,67	76,40	80,38	83,82	0,58	2,65	4,56	5,55	
1 400	41,53	45,61	50,11	55,45	60,48	65,17	69,52	73,49	77,08	80,85	84,02	0,61	2,75	4,72	5,75	
1 440	42,16	46,28	50,81	56,17	61,20	65,86	70,14	74,02	77,48	81,06	-	0,63	2,85	4,89	5,96	
1 500	43,03	47,21	51,77	57,15	62,14	66,72	70,88	74,59	77,83	-	-	0,65	2,94	5,06	6,16	
1 550	43,70	47,91	52,49	57,85	62,79	67,29	71,32	74,85	77,87	-	-	0,67	3,04	5,23	6,37	
1 600	44,31	48,54	53,12	58,46	63,33	67,72	71,59	74,93	-	-	-	0,69	3,14	5,40	6,57	
1 650	44,85	49,10	53,67	58,96	63,75	68,00	71,70	-	-	-	-	0,71	3,24	5,57	6,78	
1 700	45,34	49,58	54,14	59,36	64,04	68,14	-	-	-	-	-	0,74	3,34	5,74	6,98	
1 750	45,76	49,99	54,51	59,66	64,20	-	-	-	-	-	-	0,76	3,44	5,91	7,19	
1 800	46,11	50,33	54,80	59,84	64,23	-	-	-	-	-	-	0,78	3,53	6,07	7,39	
1 850	46,40	50,58	54,99	59,91	-	-	-	-	-	-	-	0,80	3,63	6,24	7,60	
1 900	46,62	50,76	55,09	-	-	-	-	-	-	-	-	0,82	3,73	6,41	7,80	
1 950	46,76	50,86	55,10	-	-	-	-	-	-	-	-	0,84	3,83	6,58	8,01	
2 000	46,84	50,87	-	-	-	-	-	-	-	-	-	0,87	3,93	6,75	8,21	
2 050	46,85	-	-	-	-	-	-	-	-	-	-	0,89	4,02	6,92	8,42	

For speeds exceeding 33 m/s, SKF recommends to use dynamically balanced pulleys made of steel.



# SKF Xtra Power wrapped wedge belts

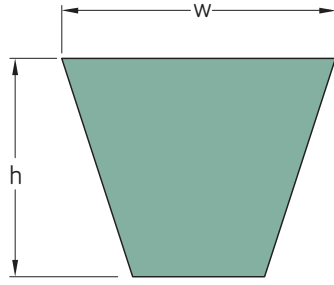
## Section SPZ-XP | SPA-XP



Section	Dimensions Pitch length	w	h	Designation	Section	Dimensions Pitch length	w	h	Designation
-	mm	-	-	-	-	mm	-	-	-
SPZ	875	9,7	8	PHG SPZ875XP	SPA	1 207	12,7	10	PHG SPA1207XP
	1 202	9,7	8	PHG SPZ1202XP		1 232	12,7	10	PHG SPA1232XP
	1 212	9,7	8	PHG SPZ1212XP		1 250	12,7	10	PHG SPA1250XP
	1 237	9,7	8	PHG SPZ1237XP		1 257	12,7	10	PHG SPA1257XP
	1 250	9,7	8	PHG SPZ1250XP		1 282	12,7	10	PHG SPA1282XP
	1 262	9,7	8	PHG SPZ1262XP		1 307	12,7	10	PHG SPA1307XP
	1 287	9,7	8	PHG SPZ1287XP		1 320	12,7	10	PHG SPA1320XP
	1 312	9,7	8	PHG SPZ1312XP		1 332	12,7	10	PHG SPA1332XP
	1 320	9,7	8	PHG SPZ1320XP		1 357	12,7	10	PHG SPA1357XP
	1 337	9,7	8	PHG SPZ1337XP		1 382	12,7	10	PHG SPA1382XP
	1 362	9,7	8	PHG SPZ1362XP		1 400	12,7	10	PHG SPA1400XP
	1 387	9,7	8	PHG SPZ1387XP		1 407	12,7	10	PHG SPA1407XP
	1 400	9,7	8	PHG SPZ1400XP		1 432	12,7	10	PHG SPA1432XP
	1 412	9,7	8	PHG SPZ1412XP		1 457	12,7	10	PHG SPA1457XP
	1 437	9,7	8	PHG SPZ1437XP		1 482	12,7	10	PHG SPA1482XP
	1 462	9,7	8	PHG SPZ1462XP		1 500	12,7	10	PHG SPA1500XP
	1 487	9,7	8	PHG SPZ1487XP		1 507	12,7	10	PHG SPA1507XP
	1 500	9,7	8	PHG SPZ1500XP		1 532	12,7	10	PHG SPA1532XP
	1 512	9,7	8	PHG SPZ1512XP		1 557	12,7	10	PHG SPA1557XP
	1 537	9,7	8	PHG SPZ1537XP		1 582	12,7	10	PHG SPA1582XP
	1 562	9,7	8	PHG SPZ1562XP		1 600	12,7	10	PHG SPA1600XP
	1 587	9,7	8	PHG SPZ1587XP		1 607	12,7	10	PHG SPA1607XP
	1 600	9,7	8	PHG SPZ1600XP		1 632	12,7	10	PHG SPA1632XP
	1 612	9,7	8	PHG SPZ1612XP		1 657	12,7	10	PHG SPA1657XP
	1 637	9,7	8	PHG SPZ1637XP		1 682	12,7	10	PHG SPA1682XP
	1 650	9,7	8	PHG SPZ1650XP		1 700	12,7	10	PHG SPA1700XP
	1 662	9,7	8	PHG SPZ1662XP		1 707	12,7	10	PHG SPA1707XP
	1 687	9,7	8	PHG SPZ1687XP		1 732	12,7	10	PHG SPA1732XP
	1 700	9,7	8	PHG SPZ1700XP		1 757	12,7	10	PHG SPA1757XP
	1 737	9,7	8	PHG SPZ1737XP		1 782	12,7	10	PHG SPA1782XP
	1 762	9,7	8	PHG SPZ1762XP		1 800	12,7	10	PHG SPA1800XP
	1 787	9,7	8	PHG SPZ1787XP		1 807	12,7	10	PHG SPA1807XP
	1 800	9,7	8	PHG SPZ1800XP		1 832	12,7	10	PHG SPA1832XP
	1 837	9,7	8	PHG SPZ1837XP		1 857	12,7	10	PHG SPA1857XP
	1 862	9,7	8	PHG SPZ1862XP		1 882	12,7	10	PHG SPA1882XP
	1 887	9,7	8	PHG SPZ1887XP		1 900	12,7	10	PHG SPA1900XP
	1 900	9,7	8	PHG SPZ1900XP		1 907	12,7	10	PHG SPA1907XP
	1 937	9,7	8	PHG SPZ1937XP		1 932	12,7	10	PHG SPA1932XP
	1 987	9,7	8	PHG SPZ1987XP		1 957	12,7	10	PHG SPA1957XP
	2 000	9,7	8	PHG SPZ2000XP		1 982	12,7	10	PHG SPA1982XP
	2 037	9,7	8	PHG SPZ2037XP		2 000	12,7	10	PHG SPA2000XP
	2 120	9,7	8	PHG SPZ2120XP		2 032	12,7	10	PHG SPA2032XP
	2 137	9,7	8	PHG SPZ2137XP		2 057	12,7	10	PHG SPA2057XP
	2 187	9,7	8	PHG SPZ2187XP		2 082	12,7	10	PHG SPA2082XP
	2 240	9,7	8	PHG SPZ2240XP		2 120	12,7	10	PHG SPA2120XP
2 287	9,7	8	PHG SPZ2287XP	2 132	12,7	10	PHG SPA2132XP		
2 360	9,7	8	PHG SPZ2360XP	2 182	12,7	10	PHG SPA2182XP		
2 500	9,7	8	PHG SPZ2500XP	2 207	12,7	10	PHG SPA2207XP		
2 650	9,7	8	PHG SPZ2650XP	2 232	12,7	10	PHG SPA2232XP		
2 800	9,7	8	PHG SPZ2800XP	2 240	12,7	10	PHG SPA2240XP		
3 000	9,7	8	PHG SPZ3000XP	2 282	12,7	10	PHG SPA2282XP		
3 150	9,7	8	PHG SPZ3150XP	2 300	12,7	10	PHG SPA2300XP		
3 350	9,7	8	PHG SPZ3350XP	2 307	12,7	10	PHG SPA2307XP		
3 550	9,7	8	PHG SPZ3550XP	2 332	12,7	10	PHG SPA2332XP		
				2 360	12,7	10	PHG SPA2360XP		
				2 382	12,7	10	PHG SPA2382XP		

SKF Xtra Power wrapped wedge belts

Section SPA-XP | SPB-XP | SPC-XP

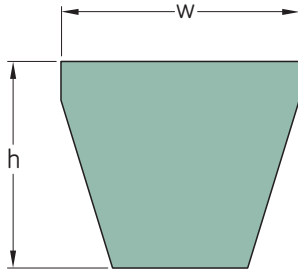


Section	Dimensions			Designation
	Pitch length	w	h	
-	mm	-	-	-
SPB	2 530	16,3	13	PHG SPB2530XP
	2 580	16,3	13	PHG SPB2580XP
	2 600	16,3	13	PHG SPB2600XP
	2 650	16,3	13	PHG SPB2650XP
	2 680	16,3	13	PHG SPB2680XP
	2 700	16,3	13	PHG SPB2700XP
	2 720	16,3	13	PHG SPB2720XP
	2 750	16,3	13	PHG SPB2750XP
	2 800	16,3	13	PHG SPB2800XP
	2 840	16,3	13	PHG SPB2840XP
	2 900	16,3	13	PHG SPB2900XP
	2 990	16,3	13	PHG SPB2990XP
	3 000	16,3	13	PHG SPB3000XP
	3 070	16,3	13	PHG SPB3070XP
	3 150	16,3	13	PHG SPB3150XP
	3 170	16,3	13	PHG SPB3170XP
	3 200	16,3	13	PHG SPB3200XP
	3 250	16,3	13	PHG SPB3250XP
	3 350	16,3	13	PHG SPB3350XP
	3 400	16,3	13	PHG SPB3400XP
	3 450	16,3	13	PHG SPB3450XP
	3 550	16,3	13	PHG SPB3550XP
	3 650	16,3	13	PHG SPB3650XP
	3 675	16,3	13	PHG SPB3675XP
	3 750	16,3	13	PHG SPB3750XP
	3 800	16,3	13	PHG SPB3800XP
	3 870	16,3	13	PHG SPB3870XP
4 000	16,3	13	PHG SPB4000XP	
4 060	16,3	13	PHG SPB4060XP	
4 120	16,3	13	PHG SPB4120XP	
4 250	16,3	13	PHG SPB4250XP	
4 310	16,3	13	PHG SPB4310XP	
4 370	16,3	13	PHG SPB4370XP	
4 500	16,3	13	PHG SPB4500XP	
4 560	16,3	13	PHG SPB4560XP	
4 620	16,3	13	PHG SPB4620XP	
4 750	16,3	13	PHG SPB4750XP	
4 820	16,3	13	PHG SPB4820XP	
5 000	16,3	13	PHG SPB5000XP	
5 070	16,3	13	PHG SPB5070XP	
5 200	16,3	13	PHG SPB5200XP	
5 300	16,3	13	PHG SPB5300XP	
5 380	16,3	13	PHG SPB5380XP	
5 600	16,3	13	PHG SPB5600XP	
6 000	16,3	13	PHG SPB6000XP	
6 300	16,3	13	PHG SPB6300XP	
6 700	16,3	13	PHG SPB6700XP	
7 100	16,3	13	PHG SPB7100XP	
7 500	16,3	13	PHG SPB7500XP	
8 000	16,3	13	PHG SPB8000XP	
SPC	2 000	22	18	PHG SPC2000XP
	2 120	22	18	PHG SPC2120XP
	2 240	22	18	PHG SPC2240XP
	2 360	22	18	PHG SPC2360XP
	2 500	22	18	PHG SPC2500XP
	2 650	22	18	PHG SPC2650XP
	2 800	22	18	PHG SPC2800XP
	2 950	22	18	PHG SPC2950XP
	3 000	22	18	PHG SPC3000XP
	3 050	22	18	PHG SPC3050XP
	3 100	22	18	PHG SPC3100XP
	3 150	22	18	PHG SPC3150XP
	3 350	22	18	PHG SPC3350XP
	3 550	22	18	PHG SPC3550XP
	3 750	22	18	PHG SPC3750XP
	4 000	22	18	PHG SPC4000XP
	4 100	22	18	PHG SPC4100XP
	4 250	22	18	PHG SPC4250XP
	4 380	22	18	PHG SPC4380XP
	4 500	22	18	PHG SPC4500XP
	4 750	22	18	PHG SPC4750XP
	5 000	22	18	PHG SPC5000XP
	5 300	22	18	PHG SPC5300XP
	5 600	22	18	PHG SPC5600XP
	5 750	22	18	PHG SPC5750XP
	6 000	22	18	PHG SPC6000XP
	6 300	22	18	PHG SPC6300XP
	6 700	22	18	PHG SPC6700XP
	7 100	22	18	PHG SPC7100XP
	7 500	22	18	PHG SPC7500XP
	8 000	22	18	PHG SPC8000XP
	8 500	22	18	PHG SPC8500XP
	9 000	22	18	PHG SPC9000XP
	9 500	22	18	PHG SPC9500XP
	10 000	22	18	PHG SPC10000XP
	11 200	22	18	PHG SPC11200XP
11 800	22	18	PHG SPC11800XP	

Section	Dimensions			Designation
	Pitch length	w	h	
-	mm	-	-	-
SPA	2 432	12,7	10	PHG SPA2432XP
	2 482	12,7	10	PHG SPA2482XP
	2 500	12,7	10	PHG SPA2500XP
	2 532	12,7	10	PHG SPA2532XP
	2 582	12,7	10	PHG SPA2582XP
	2 607	12,7	10	PHG SPA2607XP
	2 632	12,7	10	PHG SPA2632XP
	2 650	12,7	10	PHG SPA2650XP
	2 682	12,7	10	PHG SPA2682XP
	2 732	12,7	10	PHG SPA2732XP
	2 782	12,7	10	PHG SPA2782XP
	2 800	12,7	10	PHG SPA2800XP
	2 832	12,7	10	PHG SPA2832XP
	2 847	12,7	10	PHG SPA2847XP
	2 882	12,7	10	PHG SPA2882XP
	2 932	12,7	10	PHG SPA2932XP
	3 000	12,7	10	PHG SPA3000XP
	3 032	12,7	10	PHG SPA3032XP
	3 082	12,7	10	PHG SPA3082XP
	3 150	12,7	10	PHG SPA3150XP
	3 182	12,7	10	PHG SPA3182XP
	3 282	12,7	10	PHG SPA3282XP
	3 350	12,7	10	PHG SPA3350XP
	3 382	12,7	10	PHG SPA3382XP
	3 550	12,7	10	PHG SPA3550XP
	3 750	12,7	10	PHG SPA3750XP
	4 000	12,7	10	PHG SPA4000XP
SPB	1 250	16,3	13	PHG SPB1250XP
	1 260	16,3	13	PHG SPB1260XP
	1 270	16,3	13	PHG SPB1270XP
	1 280	16,3	13	PHG SPB1280XP
	1 320	16,3	13	PHG SPB1320XP
	1 340	16,3	13	PHG SPB1340XP
	1 400	16,3	13	PHG SPB1400XP
	1 410	16,3	13	PHG SPB1410XP
	1 450	16,3	13	PHG SPB1450XP
	1 500	16,3	13	PHG SPB1500XP
	1 525	16,3	13	PHG SPB1525XP
	1 550	16,3	13	PHG SPB1550XP
	1 590	16,3	13	PHG SPB1590XP
	1 600	16,3	13	PHG SPB1600XP
	1 650	16,3	13	PHG SPB1650XP
	1 690	16,3	13	PHG SPB1690XP
	1 700	16,3	13	PHG SPB1700XP
	1 720	16,3	13	PHG SPB1720XP
	1 750	16,3	13	PHG SPB1750XP
	1 800	16,3	13	PHG SPB1800XP
	1 850	16,3	13	PHG SPB1850XP
	1 900	16,3	13	PHG SPB1900XP
	1 950	16,3	13	PHG SPB1950XP
	2 000	16,3	13	PHG SPB2000XP
	2 020	16,3	13	PHG SPB2020XP
	2 050	16,3	13	PHG SPB2050XP
	2 060	16,3	13	PHG SPB2060XP
	2 120	16,3	13	PHG SPB2120XP
	2 150	16,3	13	PHG SPB2150XP
	2 180	16,3	13	PHG SPB2180XP
	2 200	16,3	13	PHG SPB2200XP
	2 240	16,3	13	PHG SPB2240XP
	2 280	16,3	13	PHG SPB2280XP
	2 300	16,3	13	PHG SPB2300XP
	2 360	16,3	13	PHG SPB2360XP
	2 400	16,3	13	PHG SPB2400XP
	2 410	16,3	13	PHG SPB2410XP
	2 430	16,3	13	PHG SPB2430XP
	2 500	16,3	13	PHG SPB2500XP

SKF Xtra Power wrapped narrow wedge belts

3V-XP | 5V-XP | 8V-XP



Section	Dimensions		w	h	Designation	Section	Dimensions		w	h	Designation
	Outside length						Outside length				
	mm	inch	-	-	-		mm	inch	-	-	-
3V	1 080	42.5	9	8	PHG 3V425XP	8V	2 540	100.0	25	23	PHG 8V1000XP
	1 207	47.5	9	8	PHG 3V475XP		2 692	106.0	25	23	PHG 8V1060XP
	1 270	50.0	9	8	PHG 3V500XP		2 845	112.0	25	23	PHG 8V1120XP
	1 346	53.0	9	8	PHG 3V530XP		2 997	118.0	25	23	PHG 8V1180XP
	1 422	56.0	9	8	PHG 3V560XP		3 175	125.0	25	23	PHG 8V1250XP
	1 524	60.0	9	8	PHG 3V600XP		3 353	132.0	25	23	PHG 8V1320XP
	1 600	63.0	9	8	PHG 3V630XP		3 556	140.0	25	23	PHG 8V1400XP
	1 702	67.0	9	8	PHG 3V670XP		3 810	150.0	25	23	PHG 8V1500XP
	1 803	71.0	9	8	PHG 3V710XP		4 064	160.0	25	23	PHG 8V1600XP
	1 905	75.0	9	8	PHG 3V750XP		4 318	170.0	25	23	PHG 8V1700XP
	2 032	80.0	9	8	PHG 3V800XP		4 572	180.0	25	23	PHG 8V1800XP
	2 159	85.0	9	8	PHG 3V850XP		4 826	190.0	25	23	PHG 8V1900XP
	2 286	90.0	9	8	PHG 3V900XP		5 080	200.0	25	23	PHG 8V2000XP
	2 413	95.0	9	8	PHG 3V950XP		5 385	212.0	25	23	PHG 8V2120XP
	2 540	100.0	9	8	PHG 3V1000XP		5 690	224.0	25	23	PHG 8V2240XP
	2 692	106.0	9	8	PHG 3V1060XP		5 994	236.0	25	23	PHG 8V2360XP
	2 845	112.0	9	8	PHG 3V1120XP		6 350	250.0	25	23	PHG 8V2500XP
	2 997	118.0	9	8	PHG 3V1180XP		6 731	265.0	25	23	PHG 8V2650XP
	3 175	125.0	9	8	PHG 3V1250XP		7 112	280.0	25	23	PHG 8V2800XP
	3 353	132.0	9	8	PHG 3V1320XP		7 620	300.0	25	23	PHG 8V3000XP
3 556	140.0	9	8	PHG 3V1400XP	8 001	315.0	25	23	PHG 8V3150XP		
5V	1 346	53.0	15	13	PHG 5V530XP	8 509	335.0	25	23	PHG 8V3350XP	
	1 422	56.0	15	13	PHG 5V560XP	9 017	355.0	25	23	PHG 8V3550XP	
	1 524	60.0	15	13	PHG 5V600XP	9 525	375.0	25	23	PHG 8V3750XP	
	1 600	63.0	15	13	PHG 5V630XP	10 160	400.0	25	23	PHG 8V4000XP	
	1 702	67.0	15	13	PHG 5V670XP	10 795	425.0	25	23	PHG 8V4250XP	
	1 803	71.0	15	13	PHG 5V710XP	11 430	450.0	25	23	PHG 8V4500XP	
	1 905	75.0	15	13	PHG 5V750XP	12 065	475.0	25	23	PHG 8V4750XP	
	2 032	80.0	15	13	PHG 5V800XP	12 700	500.0	25	23	PHG 8V5000XP	
	2 159	85.0	15	13	PHG 5V850XP	13 081	515.0	25	23	PHG 8V5150XP	
	2 286	90.0	15	13	PHG 5V900XP	13 462	530.0	25	23	PHG 8V5300XP	
	2 413	95.0	15	13	PHG 5V950XP						
	2 540	100.0	15	13	PHG 5V1000XP						
	2 692	106.0	15	13	PHG 5V1060XP						
	2 845	112.0	15	13	PHG 5V1120XP						
	2 997	118.0	15	13	PHG 5V1180XP						
	3 175	125.0	15	13	PHG 5V1250XP						
	3 353	132.0	15	13	PHG 5V1320XP						
	3 556	140.0	15	13	PHG 5V1400XP						
	3 810	150.0	15	13	PHG 5V1500XP						
	4 064	160.0	15	13	PHG 5V1600XP						
4 318	170.0	15	13	PHG 5V1700XP							
4 572	180.0	15	13	PHG 5V1800XP							
4 826	190.0	15	13	PHG 5V1900XP							
5 080	200.0	15	13	PHG 5V2000XP							
5 385	212.0	15	13	PHG 5V2120XP							
5 690	224.0	15	13	PHG 5V2240XP							
5 994	236.0	15	13	PHG 5V2360XP							
6 350	250.0	15	13	PHG 5V2500XP							
6 731	265.0	15	13	PHG 5V2650XP							
7 112	280.0	15	13	PHG 5V2800XP							
7 620	300.0	15	13	PHG 5V3000XP							
8 001	315.0	15	13	PHG 5V3150XP							

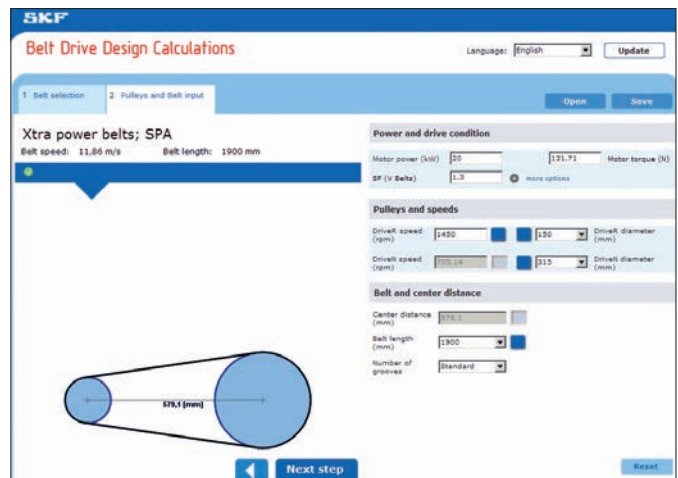
# Design optimization

## Belt drive calculation program

SKF has a calculation tool to help optimize your belt drive system. Using your data, the program will select the most efficient and economical solution for your application. The program can be found at [www.skfptp.com](http://www.skfptp.com), under belt drives.



Step 1. Choose your preferred belt type out of a comprehensive list of belt profiles to start the calculation.

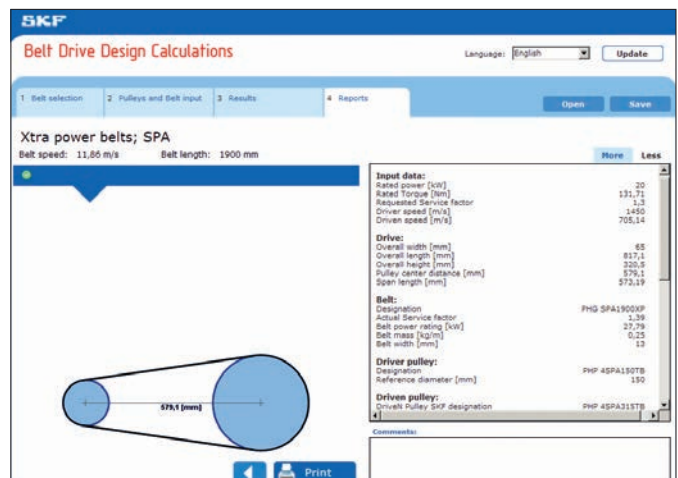


Step 2. Fill in basic application data, such as:

- Power and drive conditions
- Pulleys and speeds
- Belt and center distance



Based on your input, the system will provide recommendations for your application.



The program will provide a full report about your selection, that you can print and save as documentation.

## Product solutions for belt drives

Users of power transmission components have access to a single product supply source. SKF has introduced a comprehensive range of power transmission products under its own recognized world brand. As these products need to work in harmony with bearing components and systems, the SKF product range has been designed specifically for products to be compatible with each other. This means that end users have global access to both bearings and power transmission components offering cost and time savings as well as improved solutions and service.

### Pulleys

SKF Xtra Power Belts represent a new generation of belts to further extend the power transmission product assortment. Both pulleys and belts are used in belt drive applications where the design of the pulley needs to match the design of the belt. SKF offers a wide range of standard pulleys as well as special variants. They are manufactured according to the highest industry standards to meet your requirements.

- Pulleys are all statically balanced to provide true running tolerances at higher speeds.
- Dynamic balancing is available on request.
- Pulleys with an outside diameter less or equal 300 mm are boxed. Pulleys with an outside diameter greater than 300 mm or over 30 kg are on a wooden pallet.

### Bushings

In addition to belts and pulleys, SKF also offers various bushings and hubs to supply a complete belt drive solution without compromises. Bushings and hubs are used to secure components such as pulleys, sprockets or couplings onto a shaft. SKF offers tapered, QD and FX keyless bushings as well as weld-on and bolt-on hubs.

Tapered bushings, the most common bushing type, are designed for quick, easy mounting and dismantling with basic (hand) tools. This results in minimum downtime every time they are fitted. The wide range of metric and imperial bore sizes enable you to eliminate time consuming machining of products.

Supported by the advanced logistics of the SKF supply chain, your solution can be delivered on time, every time.

For additional information about the complete SKF Power transmission product line, refer to our online catalogue at [www.skfptp.com](http://www.skfptp.com) or contact SKF for a copy of our printed catalogue.



# Belt tools



SKF Belt Frequency Meter PHL FM 10/400



SKF Belt Alignment Tool TMEB 2

## SKF Belt Frequency Meter PHL FM 10/400

### The most accurate belt tension measurement method

Correct belt tension is crucial for the whole drive system, its service life and the service life of associated components such as bearings and seals. Therefore, it is important to get accurate and reliable results when measuring belt tension.

The SKF Belt Frequency Meter is one of the most accurate tools available for measuring belt tension. Readings are quick, reliable and, most importantly, repeatable. The tool is extremely easy to use and minimizes the risk of errors.

### Wide range of applications

The SKF Belt Frequency Meter consists of a hand-held meter and an optical sensor, to provide contact-free belt tension measurements for most of the following belt types, even in a noisy environment:

- V-belts (wrapped, cogged raw edge, ribbed)
- Banded V-belts
- Timing belts

The SKF Belt Frequency Meter is capable of measuring belt vibration frequencies from 10 to 400 Hz. Based upon the measured belt frequency, the SKF Belt Frequency Meter calculates belt tensions up to 9 900 N (2 200 lbs.).

### Easy and quick to use

- Simply key-in the span length and mass data. Data can also be saved and recalled for repeated use, if necessary.
- Aim sensor at centre of selected belt span and pluck or tap the belt.
- The display will show the measured frequency which can be toggled to either newton or pound force values.
- Readjust the belt tension, if necessary, and take another measurement.

## SKF Belt Alignment Tool TMEB 2

### Belt-driven machinery downtime caused by misalignment is a problem of the past

The SKF Belt Alignment Tool, TMEB2, aligns the pulleys where it counts most – in the grooves. V-guides and powerful magnets allow the TMEB 2 to be fitted in the grooves of the pulley. With only two components, a laser-emitting unit and a receiver unit, the TMEB 2 is easy and fast to attach. The three-dimensional target area on the receiver unit allows the easy detection of misalignment as well as its nature; whether it is horizontal, vertical, parallel or a combination of all three.

Armed with this precise information, the operator can easily make the appropriate adjustments so that the laser line matches the reference line on the receiver unit.

### Versatile and user-friendly

- Powerful magnets allow fast and easy attachment
- Easy-to-use, requires no special training to operate
- Three-dimensional target area simplifies the alignment process
- Facilitates simultaneous adjustment of tension and alignment

- V-guides facilitate the alignment of a wide range of V-belt pulleys
- Special side adaptor allowing alignment of multi-ribbed and timing belt pulleys as well as chain sprockets is available as an accessory
- A maximum operating distance of 6 meters (20 ft) makes it suitable for use in various applications
- Sturdy aluminum housings provide great assembly stability and accuracy

## SKF Belt Tension System

### High quality belt drive maintenance – reduces time and effort

The SKF Belt Tension System is a motor base for electric motors. Due to its hydraulic cylinders, belt maintenance becomes an easy task. The SKF Belt Tension System allows quick belt replacement and tensioning, while keeping the initial alignment. By connecting a hand-held hydraulic pump, the cylinders of the SKF Belt Tension System can be moved up and down. This enables a controlled moving of the motor axis which is directly related to the belt tension and the pressure in the cylinders. This unique function allows for quick and easy belt tension checks as well as belt replacements.

### Various benefits for the belt drive are achieved


- Alignment is necessary only once, independent of the number of belt replacements
- Safe, simple and fast belt replacement
- Less time-consuming and costly breakdowns of the whole system
- Less vibration improves system efficiency
- Quick and reliable tension checks
- Easy preventive maintenance
- Repeatable maintenance quality
- Reduced costs due to prolonged belt life

### Selection guide for the SKF Belt Tension System


Designation	IEC Motor class
PHL 160/180 H1	160 and 180
PHL 200/225 H1	200 and 225
PHL 250/280 H1	250 and 280
PHL 315 H1	315
PHL 355 H1	355
PHL 400 H1	400

In addition several NEMA standard motors can be mounted on the SKF Belt Tension System. For additional information, contact SKF.

SKF Belt Tension System with 2 cylinders



SKF Belt Tension System operating in a belt drive



© SKF is a registered trademark of the SKF Group.

© SKF Group 2015

The contents of this publication are the copyright of the publisher and may not be reproduced (even extracts) unless prior written permission is granted. Every care has been taken to ensure the accuracy of the information contained in this publication but no liability can be accepted for any loss or damage whether direct, indirect or consequential arising out of the use of the information contained herein.

**PUB PT/P2 10552/4 EN** · October 2015

Certain image(s) used under license from Shutterstock.com

